

GENERAL NOTES

UNLESS OTHERWISE NOTED ON THE DRAWINGS:

1. ALL WORK MUST CONFORM TO THE 2020 EDITION OF THE CITY OF SEATTLE STANDARD SPECIFICATIONS FOR ROAD, BRIDGE AND MUNICIPAL CONSTRUCTION, THE 2020 EDITION OF THE CITY OF SEATTLE STANDARD PLANS FOR MUNICIPAL CONSTRUCTION, AND THE SEATTLE DEPARTMENT OF TRANSPORTATION DIRECTOR'S RULE 01-2017 FOR STREET AND SIDEWALK PAVEMENT OPENING AND RESTORATION. A COPY OF THESE DOCUMENTS MUST BE ONSITE DURING CONSTRUCTION.
2. FOR REQUIREMENTS REGARDING THE PROTECTION AND RESTORATION OF PUBLIC AND PRIVATE PROPERTY SEE SECTIONS 1-07.16 & 1-07.17.
3. THE CONTRACTOR IS RESPONSIBLE FOR REFERENCING AND REPLACING ALL SURVEY MONUMENTS THAT MAY BE DISTURBED, DESTROYED OR REMOVED BY THE PROJECT AND AT LEAST 2 WORKING DAYS PRIOR TO THE WORK, MUST FILE AN APPLICATION FOR PERMIT TO REMOVE OR DESTROY A SURVEY MONUMENT WITH THE WASHINGTON STATE DEPARTMENT OF NATURAL RESOURCES, PURSUANT TO WAC 332-120. THE CONTRACTOR MUST PROVIDE THE ENGINEER AND SPU LAND SURVEY WITH A COPY OF THE APPROVED PERMIT AND COMPLETION REPORT. SEE STANDARD SPECIFICATION 1-07.28 ITEM 17.
4. TREES, SHRUBS AND OTHER PLANT MATERIAL NOT DESIGNATED FOR REMOVAL MUST BE PROTECTED FROM DAMAGE. SEE SECTIONS 1-07.16(2) AND 8-01 FOR REQUIREMENTS REGARDING THE TREE, VEGETATION AND SOIL PROTECTION PLAN.
5. THE PROJECT WILL INVOLVE EXCAVATION OVER CHARGED WATER MAINS. FOR PROTECTION OF THIS INFRASTRUCTURE, SEE SECTIONS 1-07.16(1) AND 2-02.3(3)C. CONTRACTOR MUST NOT REPAIR DAMAGE TO CHARGED WATER MAINS OR SERVICES BUT MUST IMMEDIATELY NOTIFY THE SPU EMERGENCY DISPATCHER AT 206-386-1800.
7. RESTORATION OF CONTRACTOR DAMAGE TO EXISTING UTILITIES MUST BE AT THE CONTRACTOR'S EXPENSE. SEE SECTIONS 1-07.13 AND 1-07.16.
8. THE CONTRACTOR MUST NOTIFY THE UTILITIES FOR UNDERGROUND UTILITY LOCATIONS BEFORE COMMENCEMENT OF ANY EXCAVATION. ADVANCE NOTIFICATION IS REQUIRED. SEE SECTION 1-07.28.
9. FOR NOTIFICATION AND COORDINATION REQUIREMENTS, INCLUDING COMMUNICATION WITH METRO TRANSIT, SEE SECTIONS 1-07.17 AND 1-07.28.
- 10 ALL EXCAVATIONS ADJACENT TO SEATTLE CITY LIGHT POLES OR OTHER FACILITIES (VAULTS, HANDHOLES, ETC.) MUST COMPLY WITH WAC 296-155 PART N, EXCAVATION, TRENCHING AND SHORING. POLE PROTECTION/ SUPPORTING SYSTEMS USED WHILE EXCAVATING MUST COMPLY WITH WAC 296-155-655, GENERAL PROTECTION REQUIREMENTS, ITEM (9) AND MUST NOT AFFECT THE STRUCTURAL INTEGRITY OF POLES WHILE THE SYSTEMS ARE IN PLACE OR AFTER THE SYSTEMS HAVE BEEN REMOVED.

STORMWATER POLLUTION PREVENTION NOTES

UNLESS OTHERWISE NOTED ON THE DRAWINGS:

1. THE CONTRACTOR MUST PREPARE A CONSTRUCTION STORMWATER AND EROSION CONTROL PLAN (CSECP), A TREE, VEGETATION AND SOIL PROTECTION PLAN (TVSPP) AND A SPILL PLAN (SP) FOR APPROVAL BY THE ENGINEER PRIOR TO CONSTRUCTION. SEE SECTIONS 1-07.15 AND 8-01.

METRO COORDINATION NOTES

1. TO SCHEDULE BUS SHELTER REMOVAL BY METRO, CONTACT PLANSREVIEW@KINGCOUNTY.GOV. ADVANCE NOTIFICATION OF 3 WEEKS IS REQUIRED. SEE SECTION 1-07.28 ITEM 4.
2. ALL METRO SHELTER FOOTINGS MUST BE INSPECTED BY METRO BEFORE ANY CONCRETE IS POURED. CONTACT METRO INSPECTORS AT 206-263-1370 OR 206-947-1574 OR PAUL.MILLER@KINGCOUNTY.GOV. ADVANCE NOTICE OF 3 WORKING DAYS IS REQUIRED.
3. AFTER BUS SHELTER FOOTINGS ARE INSTALLED, CONTACT PLANSREVIEW@KINGCOUNTY.GOV TO SCHEDULE BUS SHELTER FRAME INSTALLATION AND BUS STOP FLAG POST INSTALLATION.

ROADWAY NOTES

UNLESS OTHERWISE NOTED ON THE DRAWINGS:

1. PAVEMENT, SIDEWALK AND CURB REMOVALS MUST EXTEND TO EXISTING JOINTS, TO LIMITS IDENTIFIED AS "SAWCUT" ON THE DRAWINGS, OR TO LIMITS DETERMINED BY THE ENGINEER. SEE SECTION 2-02.3.
2. ALL JOINTS AT THE MEET LINES OF NEW CONSTRUCTION AND EXISTING SURFACES MUST BE BUTT JOINTS. SEE SECTION 5-04.3(10)B.
3. LONGITUDINAL JOINTS MUST BE COORDINATED WITH THE CHANNELIZATION DRAWINGS. LONGITUDINAL JOINTS MUST BE AT A LANE LINE OR EDGE OF TRAVELED WAY UNLESS APPROVED OTHERWISE IN WRITING BY THE ENGINEER. SEE SECTION 5-05.3(8)E2.
4. PAVING AROUND INLETS AND CATCH BASINS MUST BE SLOPED TO ESTABLISH A DRAINAGE TRANSITION ZONE PER STANDARD PLAN 260A.
5. HMA SURFACE COURSE FOR ROADWAY MUST BE CLASS 1/2", PG58H-22 FOR 10 MILLION ESAL'S.
6. HMA BASE COURSE FOR ROADWAY MUST BE CLASS 1", PG58V-22 FOR 10 MILLION ESAL'S.
7. PRIOR TO SAWCUT AND REMOVAL FOR BASE REPAIR, THE CONTRACTOR MUST HAVE THE LIMITS VERIFIED BY THE ENGINEER. THE OWNER RESERVES THE RIGHT TO IDENTIFY ADDITIONAL AREAS OF BASE REPAIR AFTER PLANING.
8. IF AN EXISTING WATER VALVE BOX REQUIRES ADJUSTMENT, IT MUST BE DONE BY EXCAVATING THE CASTING AND VERTICALLY ADJUSTING THE TOP SECTION OF THE VALVE BOX. THE FLANGE MUST BE CAST IN TO SURROUNDING PAVEMENT AS SHOWN ON STD PLAN 315. DO NOT USE EXTENSION RINGS. SEE SECTION 7-20.3(1)A.
9. CONTRACTOR MUST ADJUST CASTINGS IN ACCORDANCE WITH SECTION 7-20. CASTINGS MUST BE ADJUSTED TO FINISH GRADE PRIOR TO CONSTRUCTION OF FINAL SURFACE COURSE PER SECTION 5-04.3(9)B. WORN OR BROKEN CASTINGS TO BE REPLACED MUST BE REPLACED PRIOR TO INSTALLATION OF THE FINAL SURFACE.
10. NEW LOOP DETECTORS MUST BE INSTALLED IN THE PAVEMENT SUBLAYER PRIOR TO FINAL WEARING COURSE PAVING. SEE SECTION 8-31.3(5)A. WHEN INSTALLING IN NEW FULL DEPTH CONCRETE PAVEMENT WITHOUT ASPHALT SURFACING, THE LOOPS MUST BE PREFORMED PER SECTION 8-31.3(5)B.

CURB RAMP NOTES:

UNLESS OTHERWISE NOTED ON THE DRAWINGS:

1. ALL NEWLY CONSTRUCTED PEDESTRIAN ACCESS ROUTES INCLUDING SIDEWALK AND CURB RAMPS MUST MEET CURRENT ADA STANDARDS AND GUIDELINES (2010 ADA STANDARDS, PROWAG 2011) TO THE MAXIMUM EXTENT FEASIBLE.
2. WHERE THE DRAWINGS DENOTE "MEF" FOR CURB RAMP ELEMENTS, THIS DESIGNATION IS FOR THE REFERENCE ONLY AND MUST BE FIELD VERIFIED BY THE ENGINEER. THE CONTRACTOR MUST NOTIFY THE ENGINEER PER SECTION 8-14.3(7) AND ALLOW THE ENGINEER THE OPPORTUNITY TO INSPECT THE CURB RAMP LAYOUT AND DIRECT ADJUSTMENTS AS NECESSARY. EVERY EFFORT WILL BE MADE TO ACHIEVE AN ADA COMPLIANT RAMP.
3. THE CONTRACTOR MUST NOTIFY THE ENGINEER IF A CURB RAMP CANNOT BE CONSTRUCTED PER THE DRAWINGS, RESULTING IN A NON-COMPLIANT SLOPES AN/OR DIMENSIONS. PRIOR TO INSTALLING THE CURB RAMP, THE ENGINEER MUST APPROVE THE CURB RAMP LAYOUT.
4. PEDESTRIAN ACCESS THROUGH THE PROJECT MUST BE MAINTAINED IN COMPLIANCE WITH SDOT PEDESTRIAN MOBILITY IN AND AROUND WORK ZONES, DIRECTOR'S RULE 10-2015, AND SDOT 2018 TRAFFIC CONTROL MANUAL FOR IN-STREET WORK.
5. FOR ASSET MANAGEMENT PURPOSES, THIS PROJECT INCLUDES THE FOLLOWING:

NEW CURB RAMPS	1
REBUILT CURB RAMPS	7
PROJECT TOTAL	7

SIGNAL NOTES

UNLESS OTHERWISE NOTED ON THE DRAWINGS:

1. THE CONTRACTOR MUST IMMEDIATELY REPORT ANY DAMAGE TO THE TRAFFIC SIGNAL SYSTEM, INCLUDING CONDUIT AND THE DETECTOR LOOPS. SEE SECTION 1-07.28 NOTE 16.
2. THE TRAFFIC SIGNAL SYSTEM INTERCONNECT CABLE AND SIGNAL WIRE SERVICE, VIDEO, OR MASTER CABLE MUST NOT BE SPICED. SEE SECTIONS 8-31.3(8)A AND 8-31.3(9)B.
3. THE CONTRACTOR MUST CONTACT SDOT TRAFFIC SIGNAL OPERATIONS WHEN THE TRAFFIC SIGNAL SYSTEMS OR THE TRAFFIC DETECTOR LOOPS MAY BE IMPACTED BY CONSTRUCTION. ADVANCE NOTIFICATION IS REQUIRED. SEE SECTION 1-07.28, SIGNALIZED INTERSECTIONS.
4. THE CONTRACTOR MUST PROVIDE PRELIMINARY LAYOUT FOR THE TRAFFIC DETECTION. THE LAYOUT MUST BE VERIFIED BY THE ENGINEER PRIOR TO SAW CUTTING. ADVANCE NOTIFICATION IS REQUIRED. SEE SECTION 8-31.3(5)A.

SIGNING & CHANNELIZATION NOTES

UNLESS OTHERWISE NOTED ON THE DRAWINGS:

1. TO ORDER SDOT PROVIDED SIGNS, OR TO COORDINATE SDOT'S INSTALLATION OF SIGNS, SEE SECTION 8-21.3(1). ADVANCE NOTIFICATION IS REQUIRED. CONTACT SDOT SIGNS AND MARKING SHOP AT (206)233-7104.
2. FOR REQUIREMENTS ON LAYOUT AND VERIFICATION OF CHANNELIZATION FEATURES, SEE SECTION 8-22.3(1). ADVANCE NOTIFICATION IS REQUIRED. CONTACT CARTER DANNE AT (206)684-0817 FOR CHAN REVIEW.
3. FOR SIGNING AND STRIPING DETAILS NOT SHOWN IN THESE DRAWINGS, SEE 600 SERIES AND 700 SERIES STANDARD PLANS.

DRAINAGE NOTES

UNLESS OTHERWISE NOTED ON THE DRAWINGS:

1. FOR INLET CONNECTION BEND AND SLOPE RESTRICTIONS, SEE SECTION 7-08.3(5).
2. WHEN CONNECTING TO EXISTING SEWER AND DRAINAGE LINES, THE CONTRACTOR MUST VERIFY INVERT ELEVATIONS PRIOR TO CONSTRUCTION. DISCREPANCIES IN INVERT ELEVATIONS MUST BE IMMEDIATELY BROUGHT TO THE ATTENTION OF THE ENGINEER.
3. BEDDING FOR INLET CONNECTION AND CATCH BASIN CONNECTION PIPES MUST BE CLASS B. SEE STD PLAN 285.
4. ALL INLET AND CATCH BASIN PIPE RECONNECTIONS MUST USE FLEXIBLE GASKETED COUPLINGS WITH STAINLESS STEEL SHIELDS PER SPECIFICATION 9-05.18.
5. SEATTLE PUBLIC UTILITIES (SPU) APPROVAL IS REQUIRED FOR ALL PROPOSED NEW CATCH BASINS, INLETS AND PIPES PRIOR TO FINAL SURFACE RESTORATION. CONTACT THE ENGINEER, 48 HOURS IN ADVANCE.
6. DUCTILE IRON PIPE MUST BE ANSI A21.51 CLASS 50 WITH PUSH-ON JOINTS. FITTINGS FOR DUCTILE IRON PIPE MUST BE PER ANSI A21.10 OR ANSI A21.53 WITH PUSH-ON JOINTS. GLANDS ON MECHANICAL JOINT PIPE AND FITTINGS MUST BE DUCTILE. SEE SECTION 9-05.3.
7. WHERE MAINTENANCE HOLES OR CATCH BASINS REQUIRE A NEW OR REPLACED CASTING PER STD PLAN 230, CASTINGS IN ROADWAYS MUST BE 10-INCH MIN DEPTH.

TREE PROTECTION NOTES

UNLESS OTHERWISE NOTED ON THE DRAWINGS:

1. CONTRACTOR SHALL PREPARE A TREE, SOIL AND VEGETATION PROTECTION WORK PLAN. NOTE AND PHOTOGRAPH CONDITIONS AND MATERIALS IN EXISTING TREE PITS TO INCLUDING PAVERS FOR REVIEW BY SDOT URBAN FORESTRY.
2. CONTRACTOR SHALL NOTIFY THE ENGINEER AND SDOT URBAN FORESTRY 72 HOURS MIN. PRIOR TO BOTH DEMOLITION AND EXCAVATION WITHIN THE TREE DRIP LINE.
3. AIRSPADING REQUIRED
ALL TRENCH EXCAVATION IN THE TREE DRIP LINE SHALL BE PERFORMED TO FULL DEPTH AND WIDTH OF EXCAVATION WITH AN AIRSPADE UNDER THE SUPERVISION OF SDOT URBAN FORESTRY ARBORIST. WATER SLUICING IS NOT ALLOWED. RETAIN ALL STRUCTURAL ROOTS (1 INCH OR GREATER) ACROSS TRENCHES. SDOT URBAN FORESTRY ARBORIST TO DIRECT ROOT PRUNING IF NECESSARY.
4. AVOID DAMAGE TO ROOTS DURING CONCRETE SAWCUTTING, DEMOLITION, EXCAVATION AND TRENCHING.
5. REMOVE PAVEMENT WITHIN TREE DRIPLINE BY SAWCUTTING FREQUENTLY (12 TO 18-INCHES O.C.) TO ALLOW SMALL PIECES TO BREAK OUT. IF PART OF PAVEMENT IS FIRMLY ATTACHED TO ROOTS GREATER THAN 1-INCH, PRUNE ROOTS UNDER SUPERVISION OF SDOT URBAN FORESTRY ARBORIST.
6. PROTECT TREE ROOTS AFTER EXPOSURE DUE TO CONCRETE REMOVAL, AIRSPADING AND OTHER CONSTRUCTION ACTIVITY. ONLY EXCAVATE AND EXPOSE AREA OF ROOTS THAT CAN BE BACKFILLED AND COVERED WITHIN ONE WORKING DAY. MAINTAIN MOIST SUBGRADE CONDITION UNTIL NEW CONCRETE IS INSTALLED.

90% SUBMITTAL NOT FOR CONSTRUCTION AUGUST 2023

GENERAL NOTES

APPROVED FOR ADVERTISING DEPARTMENT OF FINANCE & ADMINISTRATIVE SERVICES SEATTLE, WASHINGTON20 BY: PURCHASING AND CONTRACTING	INITIALS AND DATE DESIGNED CHECKED	INITIALS AND DATE REVIEWED: DES. CONST. SDOT PROJ. MGR.		Seattle Department of Transportation ORDINANCE NO. PW NO. 2023-026 SCALE: NONE	GEORGETOWN TO DOWNTOWN PBL NT01 SHEET 02 OF 79	JOB NO. PC TRC1223 CO TRC1223 VPI # 792-738
	DRAWN CHECKED	RECEIVED REVISED AS BUILT				

TRC1223-GEORGETOWN TO DOWNTOWN PBL PROJECT FILES\CIVIL\02-SHEETS\TRC1223_P-NOTES.DWG AUGUST 21 2023 1:05PM

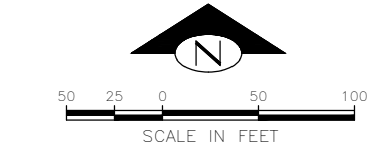
VAULT SERIAL NO.	DATE	NATURE	MADE	CHK'D	REV'D
59254					

TRC1223-GEORGETOWN TO DOWNTOWN PBL\PROJECT FILES\CIVIL\02-SHEETS\TRC1223_P-SURV.DWG
AUGUST 21 2023 1:05PM

MADE	CHK'D	REV'D
DATE	MARK	
VAULT SERIAL NO.	NATURE	REVISIONS
39254		

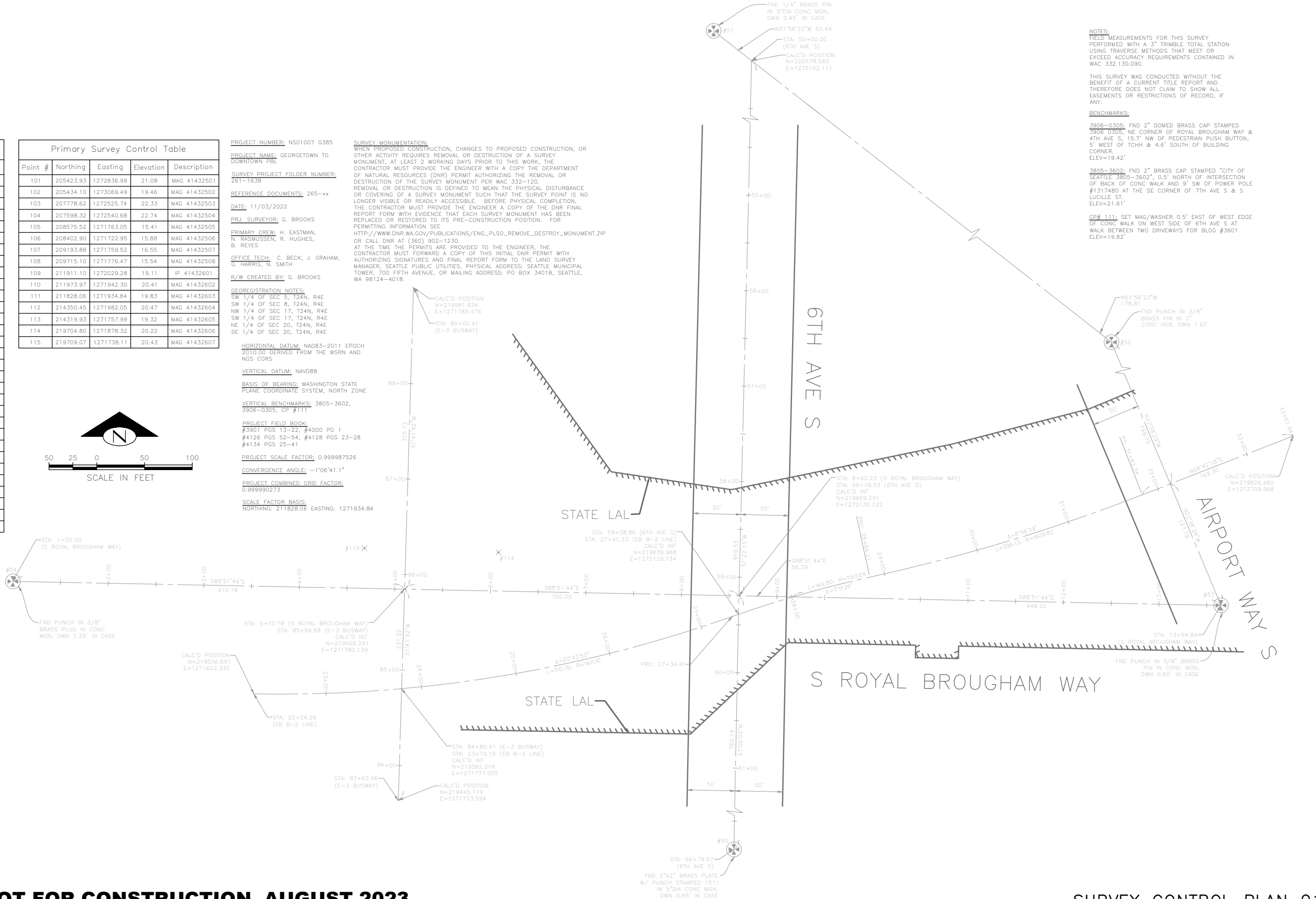
Point #	Northing	Easting	Description
1	205171.08	1273226.09	MIC 40000103
2	204993.23	1273341.47	MIC 40000104
3	205415.24	1272434.41	MIC 39011301
4	205427.34	1271995.56	MIC 39011302
5	205146.92	1272363.16	MIC 39011303
6	208278.95	1272328.70	MIC 39011304
7	208277.69	1272407.98	MIC 39011305
8	208565.42	1272354.06	MIC 39011306
9	208570.88	1271739.76	MIC 39011307
10	208955.97	1271744.88	MIC 39011308
11	209335.96	1271749.91	MIC 39011401
12	209715.94	1271754.85	MIC 39011402
13	209712.93	1272090.97	MIC 39011403
14	210462.66	1271761.71	MIC 39011501
15	210096.17	1271759.81	MIC 39011502
16	211422.83	1271851.61	MIC 39011701
17	212122.18	1271980.03	MIC 39011702
18	207595.05	1272565.75	MIC 39011703
19	207715.32	1272563.82	MIC 39011704
20	207762.51	1272564.96	MIC 39011705
21	207805.78	1272568.81	MIC 39011706
50	218899.31	1272114.85	MIC 41265201
51	220609.66	1272112.34	MIC 41265202
52	220468.41	1272292.97	MIC 41265203
53	219649.27	1272634.63	MIC 41265204
54	219674.39	1271370.04	MIC 41265207
55	215069.95	1272038.85	MIC 41265208
56	213520.51	1272008.12	MIC 41265301
57	212841.19	1271994.78	MIC 41265302
58	208567.88	1272636.20	MC
59	208246.67	1272607.74	MIC 41265303

Point #	Northing	Easting	Elevation	Description
101	205423.93	1272836.99	21.08	MAG 41432501
102	205434.10	1273069.49	19.46	MAG 41432502
103	207778.62	1272525.74	22.33	MAG 41432503
104	207598.32	1272540.68	22.74	MAG 41432504
105	208575.52	1271763.05	15.41	MAG 41432505
106	208402.90	1271722.95	15.88	MAG 41432506
107	209193.88	1271759.52	16.55	MAG 41432507
108	209715.10	1271776.47	15.54	MAG 41432508
109	211911.10	1272029.28	19.11	IP 41432601
110	211973.97	1271942.30	20.41	MAG 41432602
111	211828.06	1271934.84	19.83	MAG 41432603
112	214350.45	1271982.05	20.47	MAG 41432604
113	214319.93	1271757.99	19.32	MAG 41432605
114	219704.80	1271878.32	20.22	MAG 41432606
115	219709.07	1271738.11	20.43	MAG 41432607



PROJECT NUMBER: NS01007 G385
 PROJECT NAME: GEORGETOWN TO DOWNTOWN PBL
 SURVEY PROJECT FOLDER NUMBER: 261-1638
 REFERENCE DOCUMENTS: 265-xx
 DATE: 11/03/2022
 PRJ. SURVEYOR: G. BROOKS
 PRIMARY CREW: H. EASTMAN, N. RASMUSSEN, R. HUGHES, B. REYES
 OFFICE TECH: C. BECK, J. GRAHAM, G. HARRIS, N. SMITH
 R/W CREATED BY: G. BROOKS
 GEOREGISTRATION NOTES:
 SW 1/4 OF SEC 5, T24N, R4E
 SW 1/4 OF SEC 8, T24N, R4E
 NW 1/4 OF SEC 17, T24N, R4E
 SW 1/4 OF SEC 17, T24N, R4E
 NE 1/4 OF SEC 20, T24N, R4E
 SE 1/4 OF SEC 20, T24N, R4E
 HORIZONTAL DATUM: NAD83-2011 EPOCH 2010.00 DERIVED FROM THE WSRN AND NGS CORS
 VERTICAL DATUM: NAVD88
 BASIS OF BEARING: WASHINGTON STATE PLANE COORDINATE SYSTEM, NORTH ZONE
 VERTICAL BENCHMARKS: 3805-3602, 3906-0305, CP #111
 PROJECT FIELD BOOK:
 #3901 PGS 13-22, #4000 PG 1
 #4126 PGS 52-54, #4128 PGS 23-28
 #4134 PGS 25-41
 PROJECT SCALE FACTOR: 0.999987526
 CONVERGENCE ANGLE: -1'06"41.1"
 PROJECT COMBINED GRID FACTOR: 0.999990273
 SCALE FACTOR BASIS:
 NORTHING: 211828.06 EASTING: 1271934.84

WHEN PROPOSED CONSTRUCTION, CHANGES TO PROPOSED CONSTRUCTION, OR OTHER ACTIVITY REQUIRES REMOVAL OR DESTRUCTION OF A SURVEY MONUMENT, AT LEAST 2 WORKING DAYS PRIOR TO THIS WORK, THE CONTRACTOR MUST PROVIDE THE ENGINEER WITH A COPY THE DEPARTMENT OF NATURAL RESOURCES (DNR) PERMIT AUTHORIZING THE REMOVAL OR DESTRUCTION OF THE SURVEY MONUMENT PER WAC 332-120. REMOVAL OR DESTRUCTION IS DEFINED TO MEAN THE PHYSICAL DISTURBANCE OR COVERING OF A SURVEY MONUMENT SUCH THAT THE SURVEY POINT IS NO LONGER VISIBLE OR READILY ACCESSIBLE. BEFORE PHYSICAL COMPLETION, THE CONTRACTOR MUST PROVIDE THE ENGINEER A COPY OF THE DNR FINAL REPORT FORM WITH EVIDENCE THAT EACH SURVEY MONUMENT HAS BEEN REPLACED OR RESTORED TO ITS PRE-CONSTRUCTION POSITION. FOR PERMITTING INFORMATION SEE HTTP://WWW.DNR.WA.GOV/PUBLICATIONS/ENG_PLSO_REMOVE_DESTROY_MONUMENT.ZIP OR CALL DNR AT (360) 902-1230. AT THE TIME THE PERMITS ARE PROVIDED TO THE ENGINEER, THE CONTRACTOR MUST FORWARD A COPY OF THIS INITIAL DNR PERMIT WITH AUTHORIZING SIGNATURES AND FINAL REPORT FORM TO THE LAND SURVEY MANAGER, SEATTLE PUBLIC UTILITIES, PHYSICAL ADDRESS: SEATTLE MUNICIPAL TOWER, 700 FIFTH AVENUE, OR MAILING ADDRESS: PO BOX 34018, SEATTLE, WA 98124-4018.



NOTES:
 FIELD MEASUREMENTS FOR THIS SURVEY PERFORMED WITH A 3" TRIMBLE TOTAL STATION USING TRAVERSE METHODS THAT MEET OR EXCEED ACCURACY REQUIREMENTS CONTAINED IN WAC 332.130.090.
 THIS SURVEY WAS CONDUCTED WITHOUT THE BENEFIT OF A CURRENT TITLE REPORT AND THEREFORE DOES NOT CLAIM TO SHOW ALL EASEMENTS OR RESTRICTIONS OF RECORD, IF ANY.
 BENCHMARKS:
 3906-0305: FND 2" DOMED BRASS CAP STAMPED 3906 0305, NE CORNER OF ROYAL BROUGHAM WAY & 4TH AVE S, 15.7' NW OF PEDESTRIAN PUSH BUTTON, 5' WEST OF TCHH & 4.6' SOUTH OF BUILDING CORNER. ELEV=19.42'
 3805-3602: FND 2" BRASS CAP STAMPED 'CITY OF SEATTLE 3805-3602', 0.5' NORTH OF INTERSECTION OF BACK OF CONC WALK AND 9' SW OF POWER POLE #1317480 AT THE SE CORNER OF 7TH AVE S & S LUCILLE ST. ELEV=21.61'
 CP# 111: SET MAG/WASHER 0.5' EAST OF WEST EDGE OF CONC WALK ON WEST SIDE OF 6TH AVE S AT WALK BETWEEN TWO DRIVEWAYS FOR BLDG #3601 ELEV=19.82'

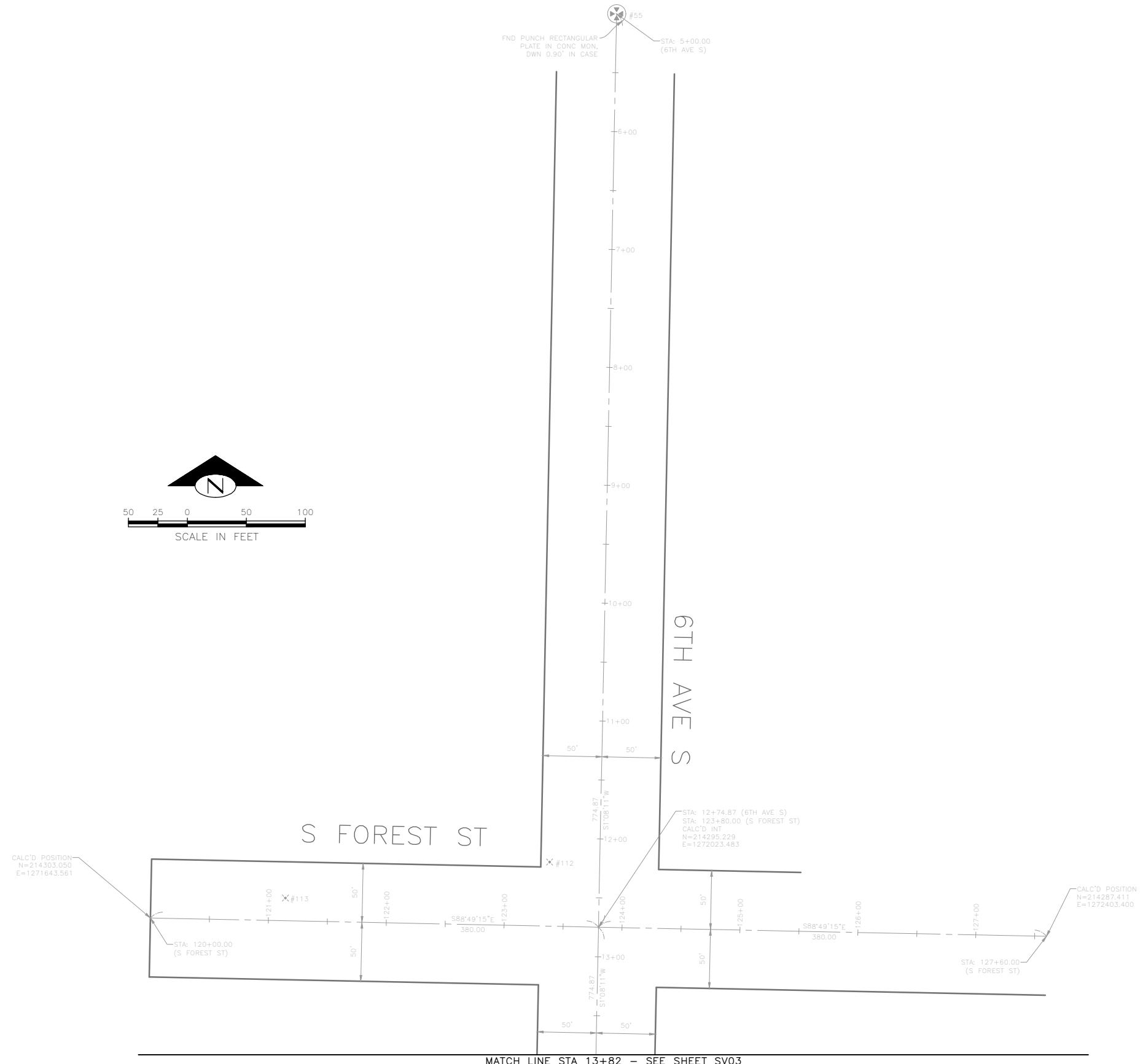
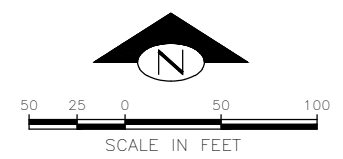
90% SUBMITTAL NOT FOR CONSTRUCTION AUGUST 2023

SURVEY CONTROL PLAN 01

APPROVED FOR ADVERTISING DEPARTMENT OF FINANCE & ADMINISTRATIVE SERVICES SEATTLE, WASHINGTON 20	INITIALS AND DATE DESIGNED CHECKED	INITIALS AND DATE REVIEWED: DES. CONST. SDOT PROJ. MGR.	INITIALS AND DATE RECEIVED REVISED AS BUILT			GEORGETOWN TO DOWNTOWN PBL	JOB PC TRC1223 CO TRC1223 VPI # 792-738 SV01 SHEET 03 OF 79
BY: PURCHASING AND CONTRACTING	ALL WORK SHALL BE DONE IN ACCORDANCE WITH THE CITY OF SEATTLE STANDARD PLANS AND SPECIFICATIONS AND OTHER DOCUMENTS CALLED FOR IN SECTION 0-02.3 OF THE PROJECT MANUAL.		SCALE: 1"=50'	ORDINANCE NO. PW NO. 2023-026			

VAULT SERIAL NO.	DATE	MARK	NATURE	MADE	CHK'D	REV'D
392254						

TRC1223-GEORGETOWN TO DOWNTOWN PBL\PROJECT FILES\CIVIL\02-SHEETS\TRC1223_P-SURV.DWG
AUGUST 21 2023 1:06PM



90% SUBMITTAL NOT FOR CONSTRUCTION AUGUST 2023


MATCH LINE STA 13+82 - SEE SHEET SV03

SURVEY CONTROL PLAN 02

APPROVED FOR ADVERTISING
DEPARTMENT OF FINANCE & ADMINISTRATIVE SERVICES
SEATTLE, WASHINGTON 20
BY:
PURCHASING AND CONTRACTING

INITIALS AND DATE	INITIALS AND DATE
DESIGNED	REVIEWED:
CHECKED	DES. CONST.
	SDOT PROJ. MGR.
DRAWN	RECEIVED
CHECKED	REVISED AS BUILT

ALL WORK SHALL BE DONE IN ACCORDANCE WITH THE CITY OF SEATTLE STANDARD PLANS AND SPECIFICATIONS AND OTHER DOCUMENTS CALLED FOR IN SECTION 0-02.3 OF THE PROJECT MANUAL.



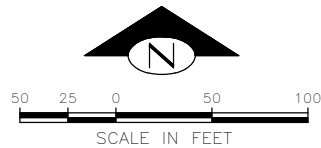
Seattle Department of Transportation
ORDINANCE NO. PW NO. 2023-026
SCALE: 1"=50'

GEORGETOWN TO DOWNTOWN PBL

JOB	PC TRC1223
	CO TRC1223
VPI #	792-738
	SV02
SHEET	04 OF 79

MATCH LINE STA 19+13 - SEE SHEET SV02

CALC'D POSITION
N=213528.332
E=1271628.195



MATCH LINE STA 28+28 - SEE SHEET SV04

90% SUBMITTAL NOT FOR CONSTRUCTION AUGUST 2023

SURVEY CONTROL PLAN 03


VAULT SERIAL NO.	DATE	MARK	NATURE	MADE	CHK'D	REV'D
39254			REVISIONS			

TRC1223-GEORGETOWN TO DOWNTOWN PBL\PROJECT FILES\CIVIL\02-SHEETS\TRC1223_P-SURV.DWG
AUGUST 21 2023 1:06PM

APPROVED FOR ADVERTISING
DEPARTMENT OF FINANCE & ADMINISTRATIVE SERVICES
SEATTLE, WASHINGTON 20
BY:
PURCHASING AND CONTRACTING

INITIALS AND DATE
DESIGNED
CHECKED
DRAWN
CHECKED

INITIALS AND DATE
REVIEWED: DES. CONST.
SDOT PROJ. MGR.
RECEIVED
REVISED AS BUILT
ALL WORK SHALL BE DONE IN ACCORDANCE WITH THE CITY OF SEATTLE STANDARD PLANS AND SPECIFICATIONS AND OTHER DOCUMENTS CALLED FOR IN SECTION 6-02.3 OF THE PROJECT MANUAL.

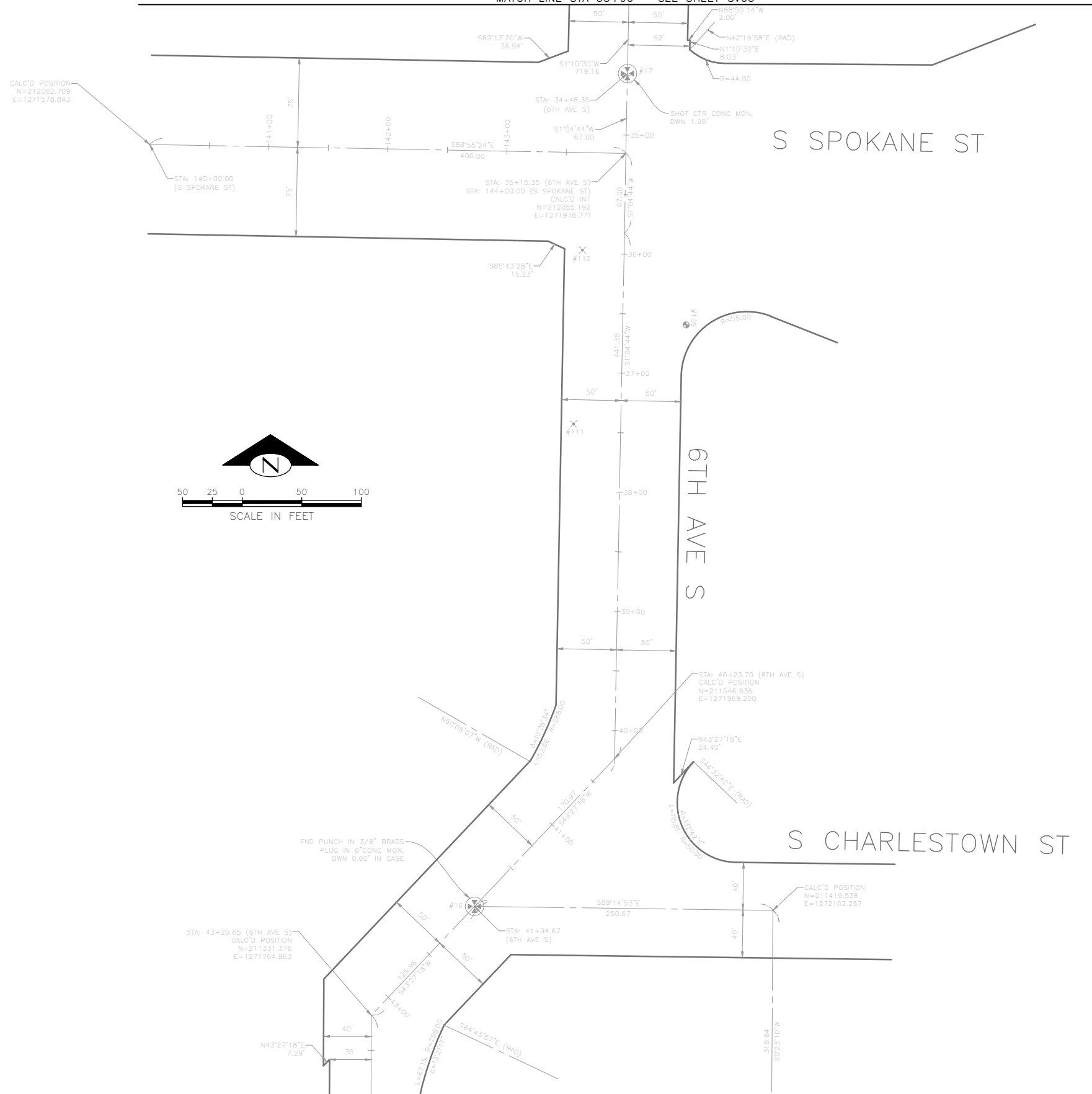


Seattle Department of Transportation
ORDINANCE NO. PW NO. 2023-026
SCALE: 1"=50'

GEORGETOWN TO DOWNTOWN PBL
SHEET 05 OF 79

JOB	PC TRC1223
	CO TRC1223
VPI #	792-738
	SV03
SHEET	05 OF 79

MATCH LINE STA 33+90 - SEE SHEET SV03



MATCH LINE STA 43+87 - SEE SHEET SV05

90% SUBMITTAL NOT FOR CONSTRUCTION AUGUST 2023

SURVEY CONTROL PLAN 04


VAULT SERIAL NO.	392254
DATE	
MARK	
NATURE	
REVISIONS	
MADE	
CHK'D	
REV'D	

TRC1223-GEORGETOWN TO DOWNTOWN PBL\PROJECT FILES\CIVIL\02-SHEETS\TRC1223_P-SURV.DWG
AUGUST 21 2023 1:06PM

APPROVED FOR ADVERTISING
 DEPARTMENT OF FINANCE & ADMINISTRATIVE SERVICES
 SEATTLE, WASHINGTON 20
 BY:
 PURCHASING AND CONTRACTING

INITIALS AND DATE
 DESIGNED
 CHECKED
 DRAWN
 CHECKED

INITIALS AND DATE
 REVIEWED: DES. CONST.
 SDOT PROJ. MGR.
 RECEIVED
 REVISED AS BUILT
 ALL WORK SHALL BE DONE IN ACCORDANCE WITH THE CITY OF SEATTLE STANDARD PLANS AND SPECIFICATIONS AND OTHER DOCUMENTS CALLED FOR IN SECTION 0-02.3 OF THE PROJECT MANUAL.



Seattle Department of Transportation
 ORDINANCE NO. PW NO. 2023-026
 SCALE: 1"=50'

GEORGETOWN TO DOWNTOWN PBL
 SHEET 06 OF 79

JOB	PC TRC1223
	CO TRC1223
VPI #	792-738
	SV04
SHEET	06 OF 79

MATCH LINE STA 43+87 - SEE SHEET SV04

DIAGONAL AVE S

S BRADFORD ST

STA: 45+49.16 (6TH AVE S)

CALC'D POSITION
N=211102.867
E=1271764.296

S ANDOVER ST

STA: 48+69.15 (6TH AVE S)
CALC'D POSITION
N=210782.879
E=1271763.363

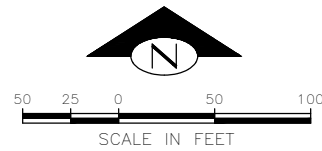
6TH AVE S

S DAKOTA ST

STA: 51+89.37 (6TH AVE S)

CALC'D POSITION
N=210459.668
E=1272097.695

MATCH LINE STA 53+00 - SEE SHEET SV06



DATE	MARK	NATURE	MADE	CHK'D	REV'D

VAULT SERIAL NO. 39254

TRC1223-GEORGETOWN TO DOWNTOWN PBL\PROJECT FILES\CIVIL\02-SHEETS\TRC1223_P-SURV.DWG
AUGUST 21 2023 1:05PM


90% SUBMITTAL NOT FOR CONSTRUCTION AUGUST 2023

SURVEY CONTROL PLAN 05

APPROVED FOR ADVERTISING
DEPARTMENT OF FINANCE & ADMINISTRATIVE SERVICES
SEATTLE, WASHINGTON 20
BY:
PURCHASING AND CONTRACTING

INITIALS AND DATE
DESIGNED
CHECKED
DRAWN
CHECKED

INITIALS AND DATE
REVIEWED: DES. CONST.
SDOT PROJ. MGR.
RECEIVED
REVISED AS BUILT
ALL WORK SHALL BE DONE IN ACCORDANCE WITH THE CITY OF SEATTLE STANDARD PLANS AND SPECIFICATIONS AND OTHER DOCUMENTS CALLED FOR IN SECTION 0-02.3 OF THE PROJECT MANUAL.



Seattle Department of Transportation
ORDINANCE NO. PW NO. 2023-026
SCALE: 1"=50'

GEORGETOWN TO DOWNTOWN PBL
SHEET 07 OF 79

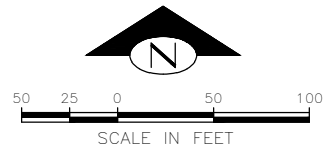
JOB	PC TRC1223
	CO TRC1223
VPI #	792-738
	SV05
SHEET	07 OF 79

MATCH LINE STA 53+00 - SEE SHEET SV05

S INDUSTRIAL WAY

6TH AVE S

S NEVADA ST



MATCH LINE STA 62+19 - SEE SHEET SV07

90% SUBMITTAL NOT FOR CONSTRUCTION AUGUST 2023

SURVEY CONTROL PLAN 06


VAULT SERIAL NO.	DATE	MARK	NATURE	MADE	CHK'D	REV'D
39254			REVISIONS			

TRC1223-GEORGETOWN TO DOWNTOWN PBL\PROJECT FILES\CIVIL\02-SHEETS\TRC1223_P-SURV.DWG
AUGUST 21 2023 1:05PM

APPROVED FOR ADVERTISING
DEPARTMENT OF FINANCE & ADMINISTRATIVE SERVICES
SEATTLE, WASHINGTON 20
BY:
PURCHASING AND CONTRACTING

INITIALS AND DATE
DESIGNED
CHECKED
DRAWN
CHECKED

INITIALS AND DATE
REVIEWED:
DES. CONST.
SDOT PROJ. MGR.
RECEIVED
REVISED AS BUILT



Seattle Department of Transportation
ORDINANCE NO. PW NO. 2023-026
SCALE: 1"=50'

GEORGETOWN TO DOWNTOWN PBL
SHEET 08 OF 79

JOB	PC TRC1223
	CO TRC1223
VPI #	792-738
	SV06
SHEET	08 OF 79

ALL WORK SHALL BE DONE IN ACCORDANCE WITH THE CITY OF SEATTLE STANDARD PLANS AND SPECIFICATIONS AND OTHER DOCUMENTS CALLED FOR IN SECTION 0-02.3 OF THE PROJECT MANUAL.

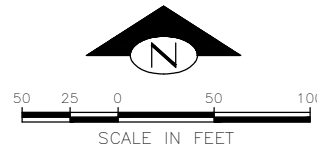
MATCH LINE STA 62+90 - SEE SHEET SV06

STA: 63+16.14
(6TH AVE S)
FND PUNCH IN 3/8" BRASS PLUG IN MON, DWN 0.75" IN CASE

FND PUNCH IN 3/8" BRASS PLUG IN 5" DIA CONC MON, DWN 0.80" IN CASE

STA: 66+96.17
(6TH AVE S)

6TH AVE S



STA: 180+00.00 (S SNOQUALMIE ST)
STA: 70+76.29 (6TH AVE S)
CALC'D INT
N=208575.877
E=1271739.827

STA: 186+14.70 (S SNOQUALMIE ST)
CALC'D POSITION
N=208570.402
E=1272354.503

S SNOQUALMIE ST

STA: 70+81.29
(6TH AVE S)

FND PUNCH IN RECTANGULAR PLATE IN 5" DIA CONC MON, DWN 1.20" IN CASE

FND PUNCH IN RECTANGULAR PLATE IN 5" DIA CONC MON, DWN 0.80" IN CASE

7TH AVE S

STA: 80+00.00
(AIRPORT WAY S)

CASE SET SO THAT PUNCHED PIN FALLS UNDER WESTERLY WALL OF CASE - UNABLE TO SET OVER POINT TO LOCATE

AIRPORT WAY S

MATCH LINE STA 72+02 - SEE SHEET SV08

MATCH LINE STA 81+17 - SEE SHEET V-108

90% SUBMITTAL NOT FOR CONSTRUCTION AUGUST 2023

SURVEY CONTROL PLAN 07

TRC1223-GEORGETOWN TO DOWNTOWN PBL\PROJECT FILES\CIVIL\02-SHEETS\TRC1223_P-SURV.DWG
AUGUST 21 2023 1:06PM

VAULT SERIAL NO.	DATE	MARK	NATURE	MADE	CHK'D	REV'D
39254			REVISIONS			

APPROVED FOR ADVERTISING

DEPARTMENT OF FINANCE & ADMINISTRATIVE SERVICES
SEATTLE, WASHINGTON 20

BY: PURCHASING AND CONTRACTING


INITIALS AND DATE

DESIGNED
CHECKED
DRAWN
CHECKED

INITIALS AND DATE

REVIEWED:
DES. CONST.
SDOT PROJ. MGR.
RECEIVED
REVISED AS BUILT

ALL WORK SHALL BE DONE IN ACCORDANCE WITH THE CITY OF SEATTLE STANDARD PLANS AND SPECIFICATIONS AND OTHER DOCUMENTS CALLED FOR IN SECTION 0-02.3 OF THE PROJECT MANUAL.



ORDINANCE NO. PW NO. 2023-026

SCALE: 1"=50'

GEORGETOWN TO
DOWNTOWN PBL

JOB PC TRC1223

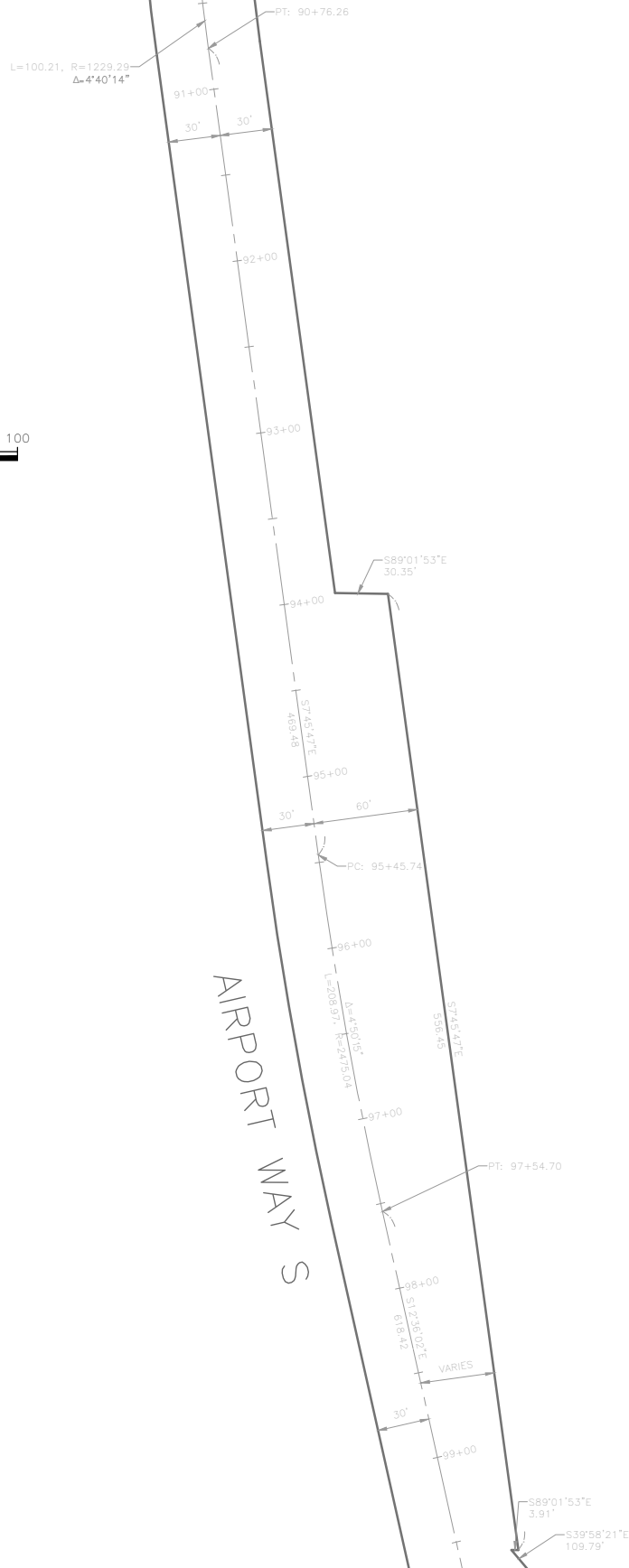
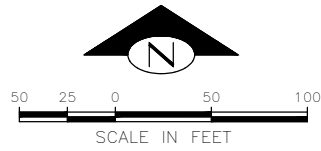
CO TRC1223

VPI # 792-738

SV07

SHEET 09 OF 79

MATCH LINE STA 90+37 - SEE SHEET SV08



MATCH LINE STA 99+66 - SEE SHEET SV10

90% SUBMITTAL NOT FOR CONSTRUCTION AUGUST 2023

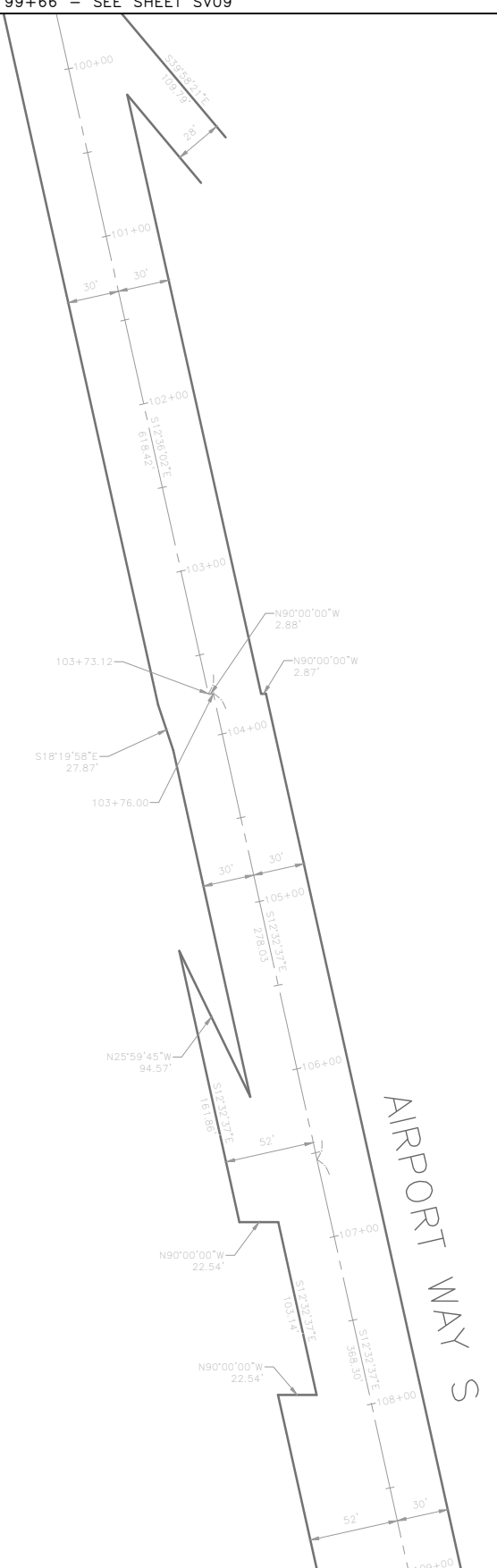
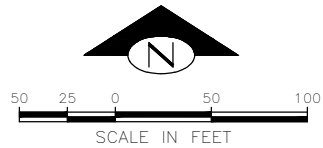
SURVEY CONTROL PLAN 09

VAULT SERIAL NO.	DATE	MARK	NATURE	MADE	CHK'D	REV'D
392254			REVISIONS			

TRC1223-GEORGETOWN TO DOWNTOWN PBL\PROJECT FILES\CIVIL\02-SHEETS\TRC1223_P-SURV.DWG
AUGUST 21 2023 1:06PM

APPROVED FOR ADVERTISING DEPARTMENT OF FINANCE & ADMINISTRATIVE SERVICES SEATTLE, WASHINGTON 20 BY: PURCHASING AND CONTRACTING	INITIALS AND DATE DESIGNED CHECKED	INITIALS AND DATE REVIEWED: DES. CONST. SDOT PROJ. MGR. RECEIVED REVISED AS BUILT		ORDINANCE NO. PW NO. 2023-026 SCALE: 1"=50'	GEORGETOWN TO DOWNTOWN PBL	JOB PC TRC1223 CO TRC1223
	ALL WORK SHALL BE DONE IN ACCORDANCE WITH THE CITY OF SEATTLE STANDARD PLANS AND SPECIFICATIONS AND OTHER DOCUMENTS CALLED FOR IN SECTION 0-02.3 OF THE PROJECT MANUAL.					VPI # 792-738 SV09 SHEET 11 OF 79

MATCH LINE STA 99+66 - SEE SHEET SV09



MATCH LINE STA 109+07 - SEE SHEET SV11

90% SUBMITTAL NOT FOR CONSTRUCTION AUGUST 2023

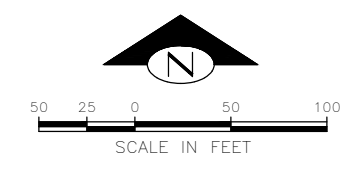
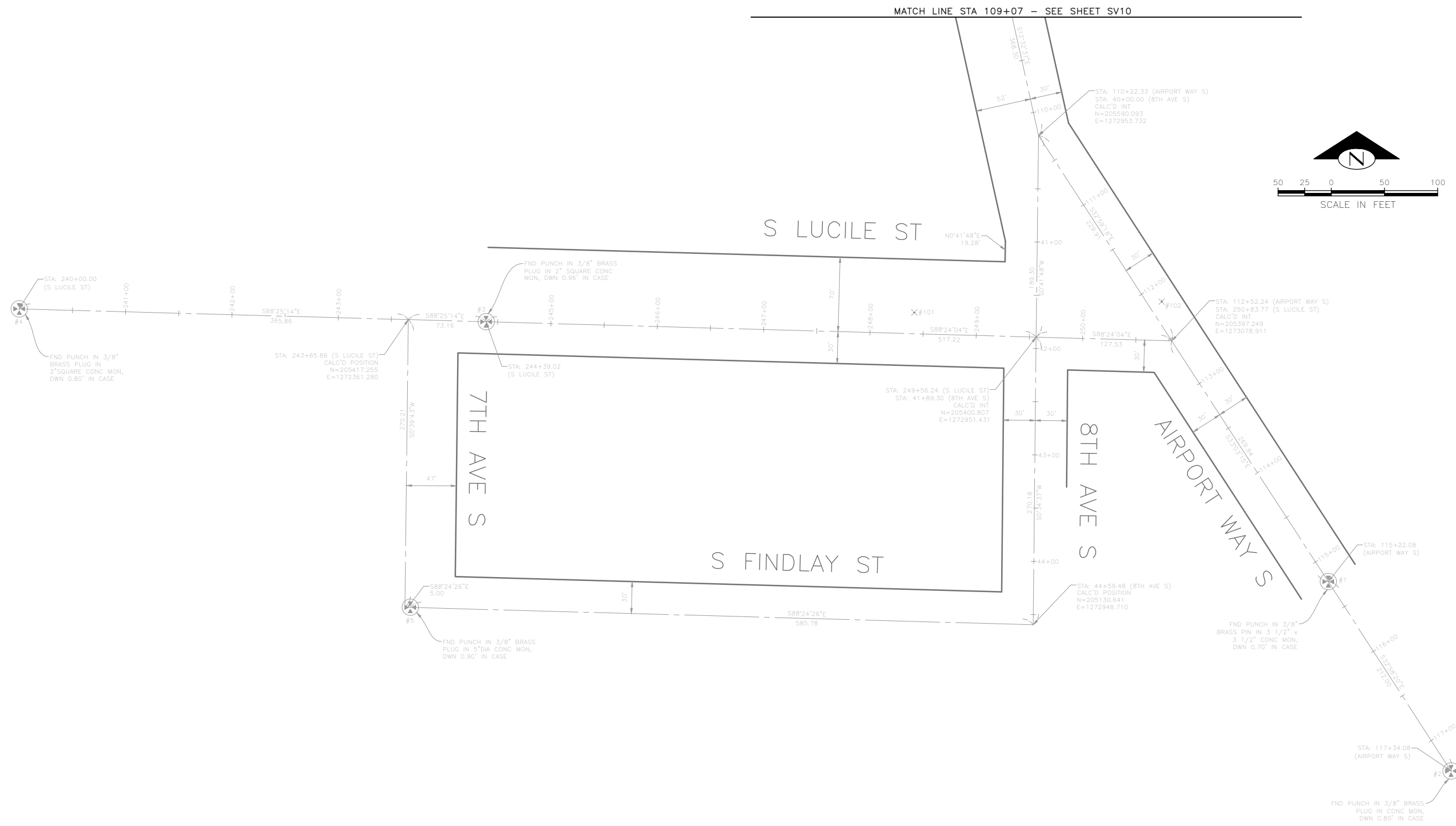
SURVEY CONTROL PLAN 10

VAULT SERIAL NO. 392254	DATE	MARK	NATURE REVISIONS	MADE CHK'D REV'D

TRC1223-GEORGETOWN TO DOWNTOWN PBL\PROJECT FILES\CIVIL\02-SHEETS\TRC1223_P-SURV.DWG
AUGUST 21 2023 1:06PM

APPROVED FOR ADVERTISING DEPARTMENT OF FINANCE & ADMINISTRATIVE SERVICES SEATTLE, WASHINGTON 20 BY: PURCHASING AND CONTRACTING	INITIALS AND DATE DESIGNED CHECKED	INITIALS AND DATE REVIEWED: DES. CONST. SDOT PROJ. MGR. RECEIVED REVISED AS BUILT		ORDINANCE NO. PW NO. 2023-026 SCALE: 1"=50'	GEORGETOWN TO DOWNTOWN PBL	JOB PC TRC1223 CO TRC1223 VPI # 792-738
	ALL WORK SHALL BE DONE IN ACCORDANCE WITH THE CITY OF SEATTLE STANDARD PLANS AND SPECIFICATIONS AND OTHER DOCUMENTS CALLED FOR IN SECTION 0-02.3 OF THE PROJECT MANUAL.					SV10 SHEET 12 OF 79

MADE	CHK'D	REV'D
DATE	MARK	NATURE
REVISIONS		
VAULT SERIAL NO. 39254		




90% SUBMITTAL NOT FOR CONSTRUCTION AUGUST 2023

SURVEY CONTROL PLAN 11

APPROVED FOR ADVERTISING	
DEPARTMENT OF FINANCE & ADMINISTRATIVE SERVICES SEATTLE, WASHINGTON 20	
BY: PURCHASING AND CONTRACTING	

DESIGNED CHECKED	INITIALS AND DATE	RECEIVED	INITIALS AND DATE
DRAWN CHECKED	REVISAS BUILT	ALL WORK SHALL BE DONE IN ACCORDANCE WITH THE CITY OF SEATTLE STANDARD PLANS AND SPECIFICATIONS AND OTHER DOCUMENTS CALLED FOR IN SECTION 0-02.3 OF THE PROJECT MANUAL.	



Seattle Department of Transportation

ORDINANCE NO. PW NO. 2023-026

SCALE: 1"=50'

GEORGETOWN TO DOWNTOWN PBL

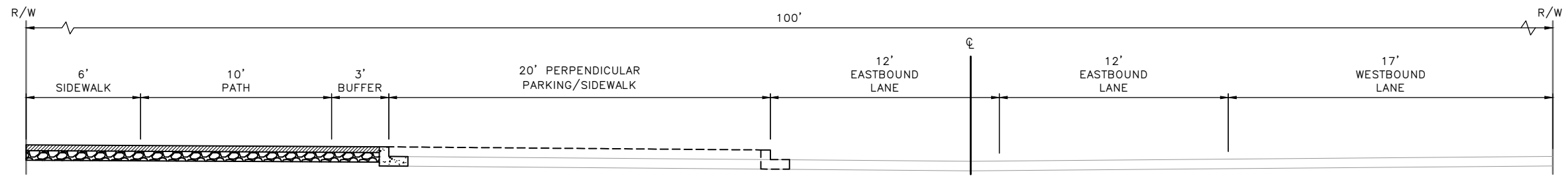
SHEET 13 OF 79

JOB	PC TRC1223
	CO TRC1223
VPI #	792-738
SV11	
SHEET 13 OF 79	

TRC1223-GEORGETOWN TO DOWNTOWN PBL\PROJECT FILES\CIVIL\02-SHEETS\TRC1223_P-SURV.DWG
 AUGUST 21 2023 1:06PM

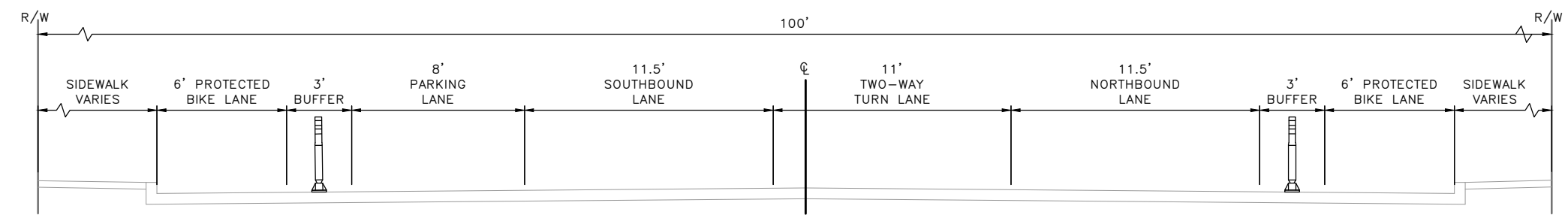
DATE	MARK	NATURE	MADE CHKD REV'D

TRC1223-GEORGETOWN TO DOWNTOWN PBL PROJECT FILES\CIVIL\02-SHEETS\TRC1223_P-ROAD-SECT.DWG
AUGUST 21, 2023 1:06PM



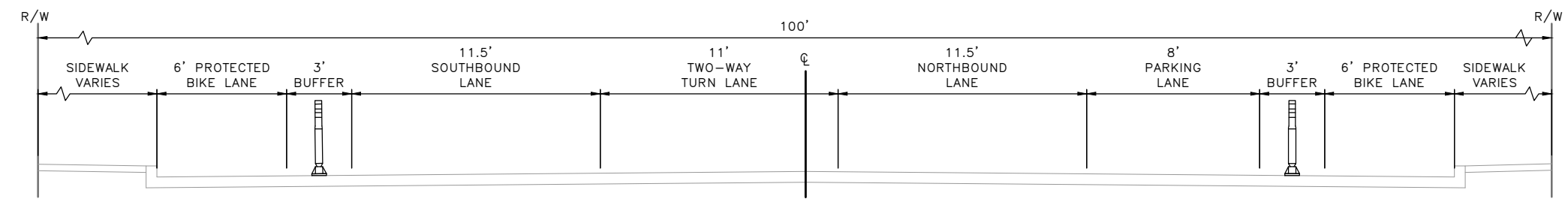
SECTION 1: S FOREST STREET

NTS



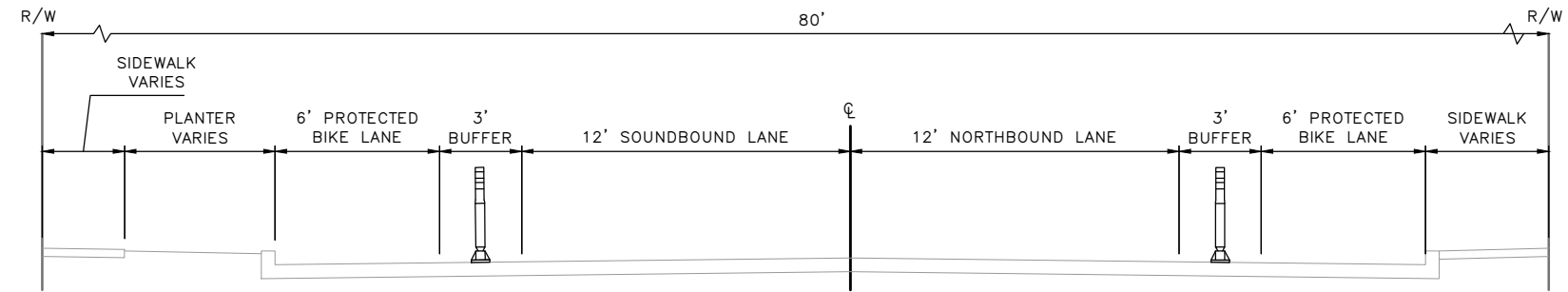
SECTION 2: S FOREST ST TO S HANFORD ST

NTS



SECTION 3: S HANFORD ST TO S SPOKANE ST

NTS



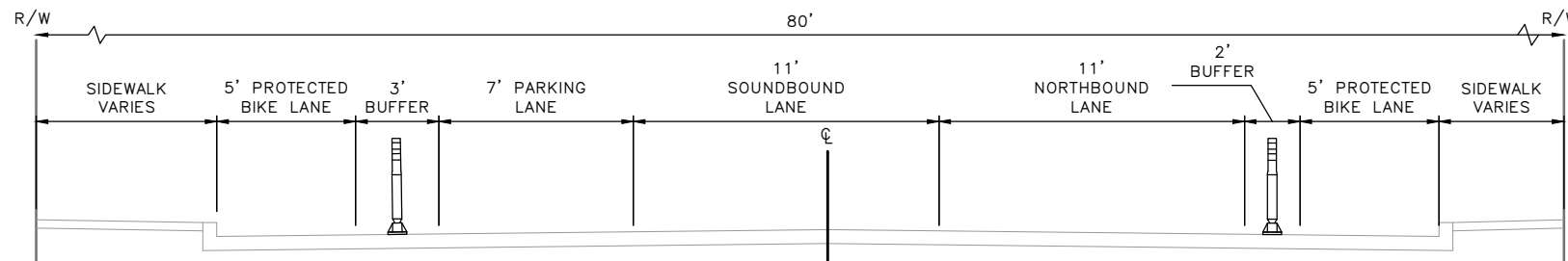
SECTION 4: S SPOKANE ST TO S BRADFORD ST AND S INDUSTRIAL WAY TO S NEVADA ST

NTS

90% SUBMITTAL NOT FOR CONSTRUCTION AUGUST 2023

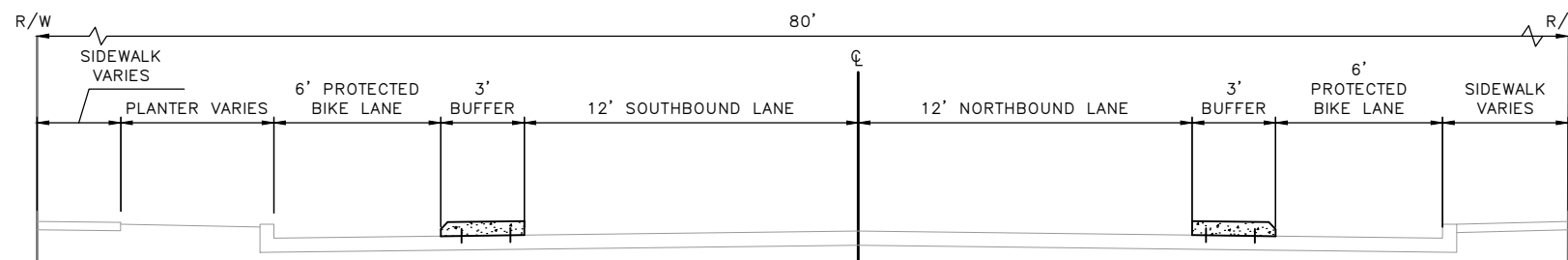
ROADWAY SECTION 01

APPROVED FOR ADVERTISING DEPARTMENT OF FINANCE & ADMINISTRATIVE SERVICES SEATTLE, WASHINGTON 20 BY: PURCHASING AND CONTRACTING	INITIALS AND DATE DESIGNED CHECKED	INITIALS AND DATE REVIEWED: DES. CONST. SDOT PROJ. MGR. RECEIVED REVISED AS BUILT		 ORDINANCE NO. PW NO. 2023-026 SCALE: NOT TO SCALE	GEORGETOWN TO DOWNTOWN PBL	JOB NO. TRC1223 CO. TRC1223 VPI # 792-738
	ALL WORK SHALL BE DONE IN ACCORDANCE WITH THE CITY OF SEATTLE STANDARD PLANS AND SPECIFICATIONS AND OTHER DOCUMENTS CALLED FOR IN SECTION 0-02.3 OF THE PROJECT MANUAL.					RS01 SHEET 14 OF 79



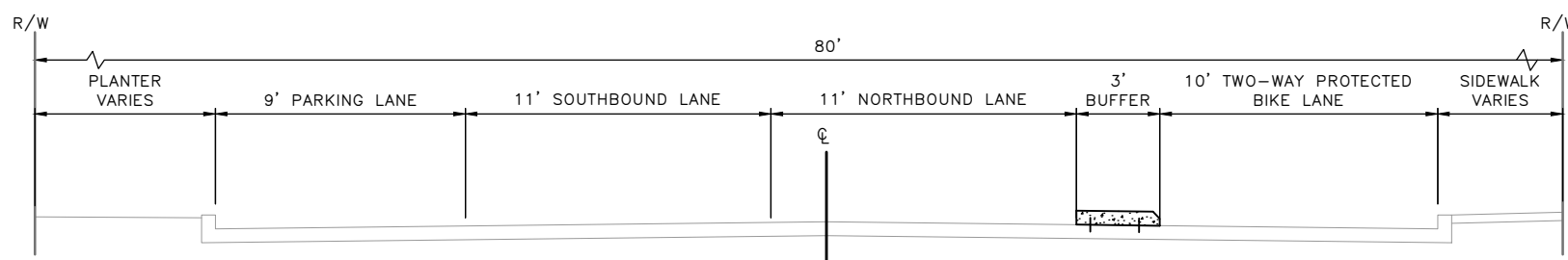
SECTION 5: S BRADFORD ST TO S INDUSTRIAL WAY

NTS



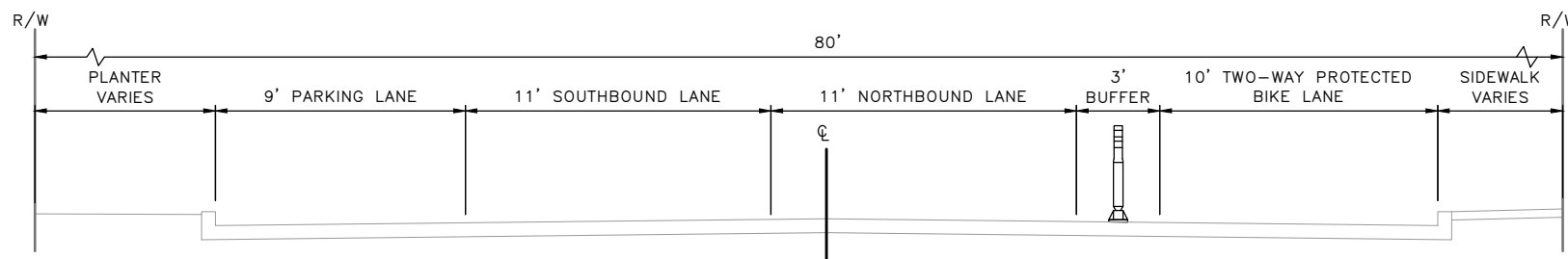
SECTION 6: S INDUSTRIAL WAY

NTS



SECTION 7: S NEVADA ST TO S SNOQUALMIE ST

NTS



SECTION 8: S SNOQUALMIE ST TO S ALASKAN ST

NTS

90% SUBMITTAL NOT FOR CONSTRUCTION AUGUST 2023

ROADWAY SECTION 02


VAULT SERIAL NO.	DATE	MARK	NATURE	MADE CHKD	REV'D
39254					

TRC1223-GEORGETOWN TO DOWNTOWN PBL\PROJECT FILES\CIVIL\02-SHEETS\TRC1223_P-ROAD-SECT.DWG
AUGUST 21, 2023 1:06PM

APPROVED FOR ADVERTISING
DEPARTMENT OF FINANCE & ADMINISTRATIVE SERVICES
SEATTLE, WASHINGTON 20
BY:
PURCHASING AND CONTRACTING

INITIALS AND DATE	
DESIGNED CHECKED	REVIEWED: DES. CONST. SDOT PROJ. MGR.
DRAWN CHECKED	RECEIVED REVISED AS BUILT

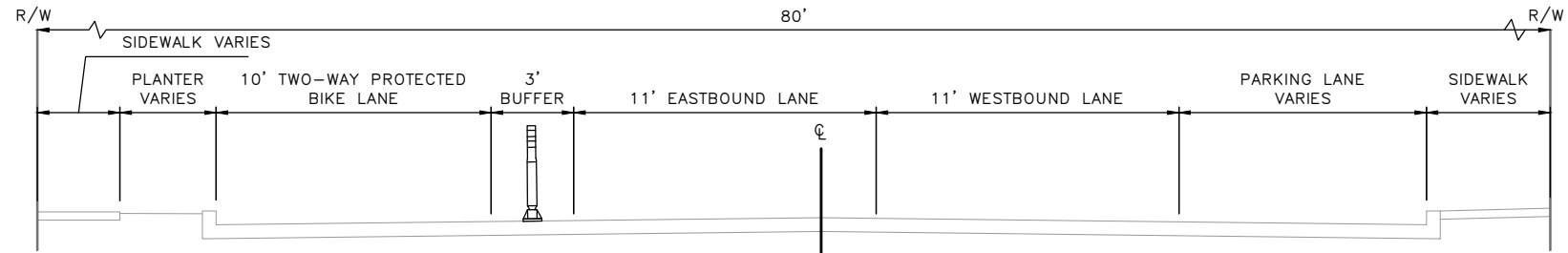
ALL WORK SHALL BE DONE IN ACCORDANCE WITH THE CITY OF SEATTLE STANDARD PLANS AND SPECIFICATIONS AND OTHER DOCUMENTS CALLED FOR IN SECTION 0-02.3 OF THE PROJECT MANUAL.



Seattle Department of Transportation
ORDINANCE NO. PW NO. 2023-026
SCALE: NOT TO SCALE

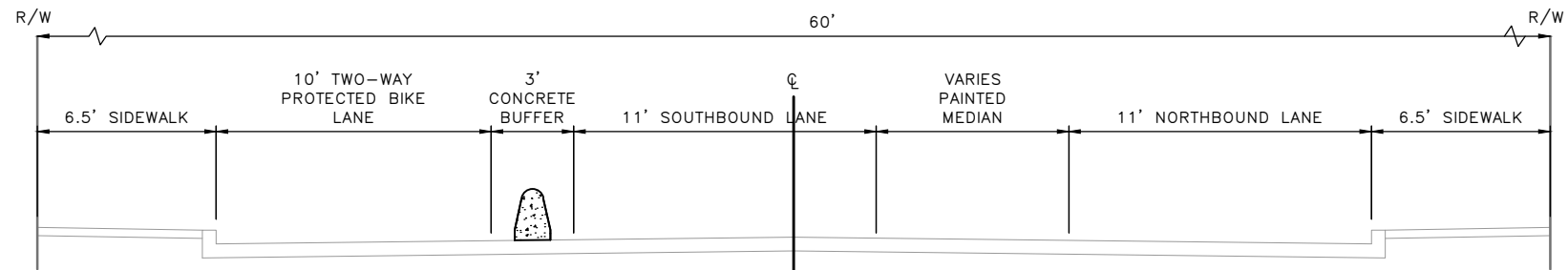
GEORGETOWN TO DOWNTOWN PBL

JOB	Pc TRC1223
	Co TRC1223
VPI #	792-738
	RS02
SHEET	15 OF 79



SECTION 9: S ALASKAN ST-6TH AVE S TO AIRPORT WAY S

NTS



SECTION 10: S ALASKAN ST TO S LUCILE ST

NTS

VAULT SERIAL NO.	DATE	MARK	NATURE	MADE CHKD	REV'D
59254					

TRC1223-GEORGETOWN TO DOWNTOWN PBL\PROJECT FILES\CIVIL\02-SHEETS\TRC1223_P-ROAD-SECT.DWG
AUGUST 21 2023 1:06PM

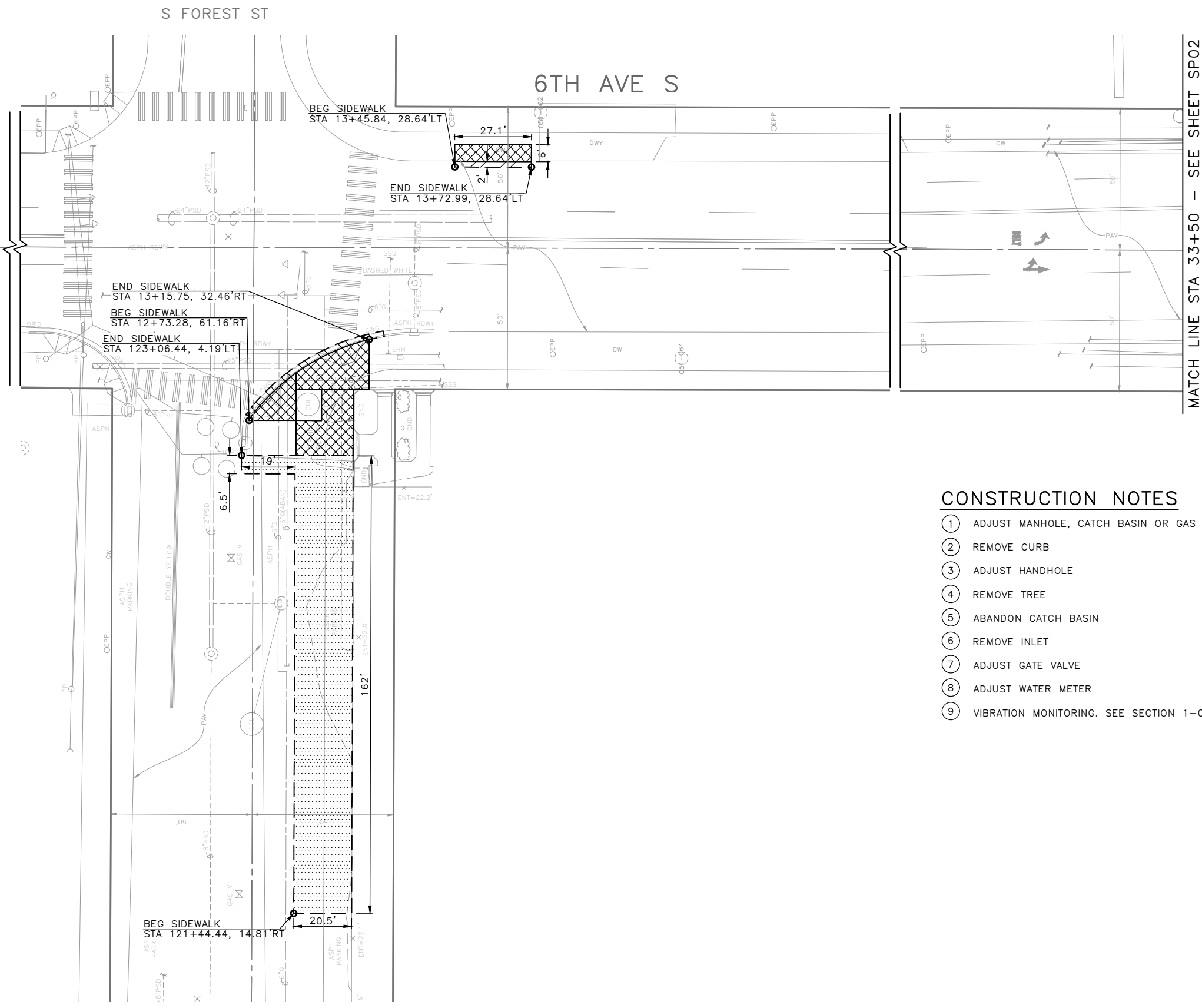
90% SUBMITTAL NOT FOR CONSTRUCTION AUGUST 2023

ROADWAY SECTION 03

APPROVED FOR ADVERTISING DEPARTMENT OF FINANCE & ADMINISTRATIVE SERVICES SEATTLE, WASHINGTON 20 BY: PURCHASING AND CONTRACTING	DESIGNED CHECKED	INITIALS AND DATE	REVIEWED: DES. CONST. SDOT PROJ. MGR.		 ORDINANCE NO. PW NO. 2023-026	GEORGETOWN TO DOWNTOWN PBL	JOB # PC TRC1223 CO TRC1223
	DRAWN CHECKED	RECEIVED REVISED AS BUILT	ALL WORK SHALL BE DONE IN ACCORDANCE WITH THE CITY OF SEATTLE STANDARD PLANS AND SPECIFICATIONS AND OTHER DOCUMENTS CALLED FOR IN SECTION 0-02.3 OF THE PROJECT MANUAL.				VPI # 792-738 RS03
					SCALE: NOT TO SCALE	SHEET 16 OF 79	

TRC1223 - GEORGETOWN TO DOWNTOWN PBL\PROJECT FILES\DWG\02-SHEETS\TRC1223_P-SITE.DWG
 AUGUST 21 2023 1:07PM

VAULT SERIAL NO.	DATE	MARK	NATURE	MADE SHK'D	REV'D
39254			REVISIONS		



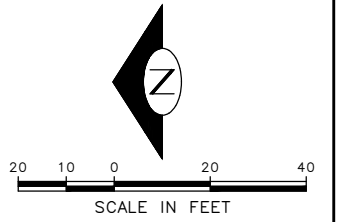
MATCH LINE STA 33+50 - SEE SHEET SP02

CONSTRUCTION NOTES

- ① ADJUST MANHOLE, CATCH BASIN OR GAS VALVE
- ② REMOVE CURB
- ③ ADJUST HANDHOLE
- ④ REMOVE TREE
- ⑤ ABANDON CATCH BASIN
- ⑥ REMOVE INLET
- ⑦ ADJUST GATE VALVE
- ⑧ ADJUST WATER METER
- ⑨ VIBRATION MONITORING. SEE SECTION 1-07.16(1)B

REMOVAL LEGEND

- REMOVE PAVEMENT
- REMOVE CEMENT CONCRETE SIDEWALK
- REMOVE ASPHALT PAVEMENT
- REMOVE ASPHALT
- PLANE BITUMINOUS PAVEMENT
- CLEARING AND GRUBBING AND COMMON EX.
- REMOVE CURB
- REMOVE PAVEMENT MARKING
- SAWCUT RIGID PAVEMENT, FULL DEPTH
- SAWCUT ASPHALT CONC, FULL DEPTH
- SAWCUT CEM CONC SIDEWALK, FULL DEPTH



90% SUBMITTAL NOT FOR CONSTRUCTION AUGUST 2023

SITE PREPARATION PLAN 01

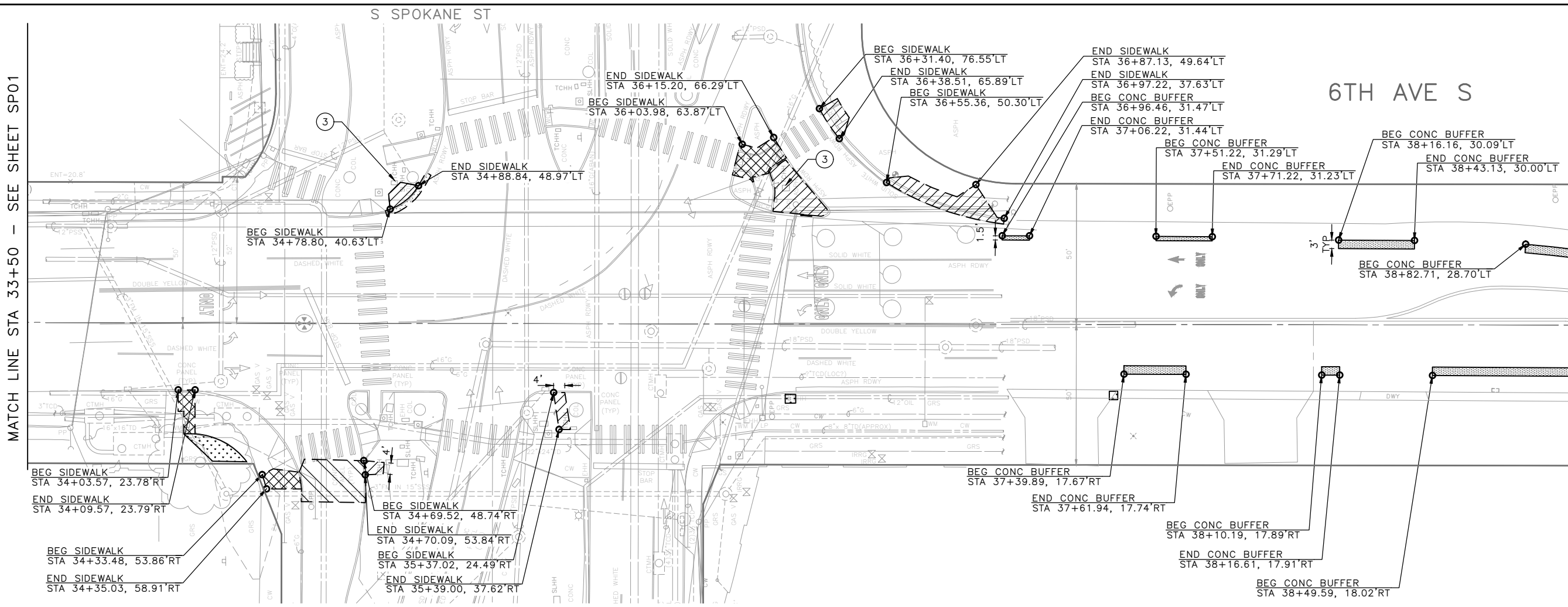
APPROVED FOR ADVERTISING DEPARTMENT OF FINANCE & ADMINISTRATIVE SERVICES SEATTLE, WASHINGTON 20	INITIALS AND DATE DESIGNED CHECKED	INITIALS AND DATE REVIEWED: DES. CONST. SDOT PROJ. MGR.
BY: PURCHASING AND CONTRACTING	DRAWN CHECKED	RECEIVED REVISED AS BUILT
ALL WORK SHALL BE DONE IN ACCORDANCE WITH THE CITY OF SEATTLE STANDARD PLANS AND SPECIFICATIONS AND OTHER DOCUMENTS CALLED FOR IN SECTION 9-22.3 OF THE PROJECT MANUAL.		



Seattle Department of Transportation
 ORDINANCE NO. PW NO. 2023-026
 SCALE: 1"=20'

GEORGETOWN TO DOWNTOWN PBL	PC TRC1223
	CO TRC1223
	VPI # 792-738
	SP01
SHEET 17 OF 79	

MATCH LINE STA 33+50 - SEE SHEET SP01



MATCHLINE STA 39+00 - SEE SHEET SP03

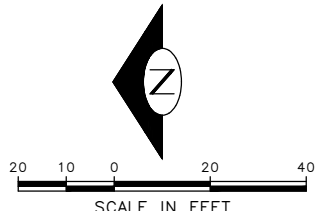
MADE	CHK'D	REV'D
DATE	MARK	
VAULT SERIAL NO.	NATURE	REVISIONS
39254		

CONSTRUCTION NOTES

- ① ADJUST MANHOLE, CATCH BASIN OR GAS VALVE
- ② REMOVE CURB
- ③ ADJUST HANDHOLE
- ④ REMOVE TREE
- ⑤ ABANDON CATCH BASIN
- ⑥ REMOVE INLET
- ⑦ ADJUST GATE VALVE
- ⑧ ADJUST WATER METER
- ⑨ VIBRATION MONITORING. SEE SECTION 1-07.16(1)B

REMOVAL LEGEND


- REMOVE PAVEMENT
- REMOVE CEMENT CONCRETE SIDEWALK
- REMOVE ASPHALT PAVEMENT
- REMOVE ASPHALT
- PLANE BITUMINOUS PAVEMENT
- CLEARING AND GRUBBING AND COMMON EX.
- REMOVE CURB
- REMOVE PAVEMENT MARKING
- SAWCUT RIGID PAVEMENT, FULL DEPTH
- SAWCUT ASPHALT CONC, FULL DEPTH
- SAWCUT CEM CONC SIDEWALK, FULL DEPTH



90% SUBMITTAL NOT FOR CONSTRUCTION AUGUST 2023

SITE PREPARATION PLAN 02

APPROVED FOR ADVERTISING DEPARTMENT OF FINANCE & ADMINISTRATIVE SERVICES SEATTLE, WASHINGTON 20	INITIALS AND DATE DESIGNED CHECKED	INITIALS AND DATE REVIEWED: DES. CONST. SDOT PROJ. MGR.
BY: PURCHASING AND CONTRACTING	DRAWN CHECKED	RECEIVED REVISED AS BUILT
ALL WORK SHALL BE DONE IN ACCORDANCE WITH THE CITY OF SEATTLE STANDARD PLANS AND SPECIFICATIONS AND OTHER DOCUMENTS CALLED FOR IN SECTION 9-22.3 OF THE PROJECT MANUAL.		



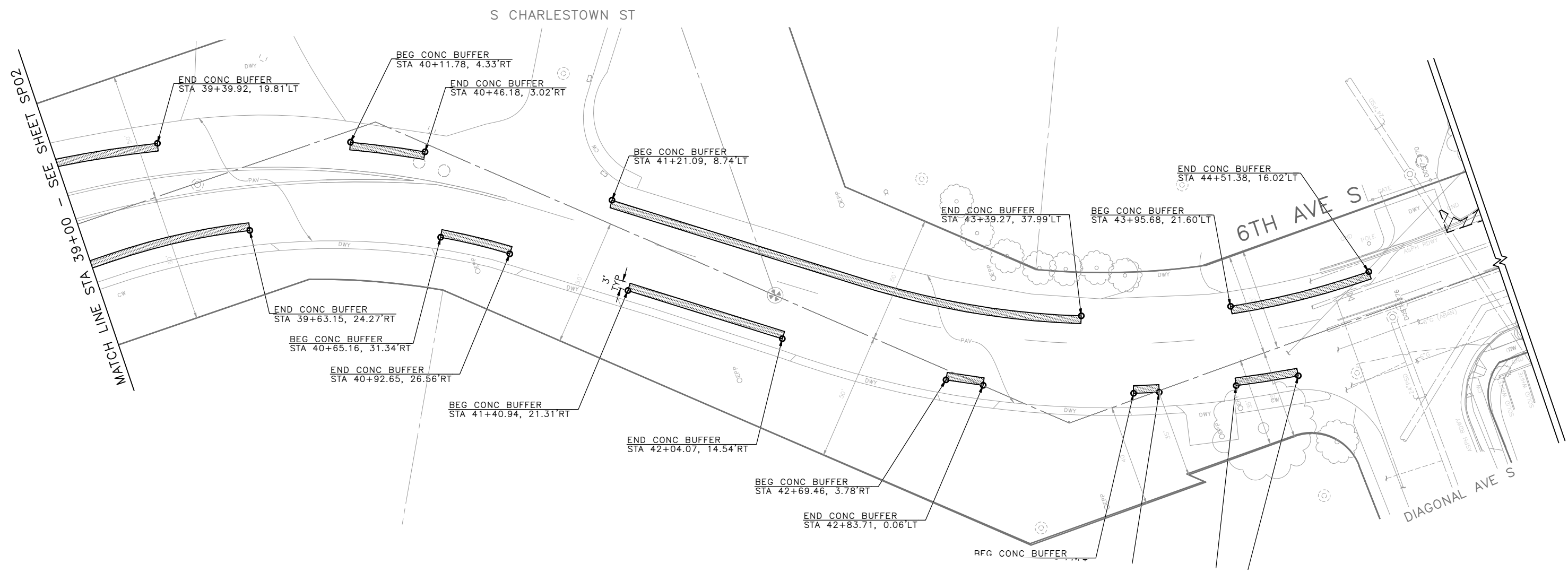
Seattle Department of Transportation
ORDINANCE NO. PW NO. 2023-026
SCALE: 1"=20'

<p>GEORGETOWN TO DOWNTOWN PBL</p>	PC TRC1223
	CO TRC1223
	VPI # 792-738
<p>SP02</p>	
<p>SHEET 18 OF 79</p>	

TRC1223-GEORGETOWN TO DOWNTOWN PBL\PROJECT FILES\CIVIL\02-SHEETS\TRC1223_P-SITE.DWG
AUGUST 21 2023 1:07PM

TRC1223-GEORGETOWN TO DOWNTOWN PBL\PROJECT FILES\DWG\02-SHEETS\TRC1223_P-SITE.DWG
AUGUST 21 2023 1:07PM

VAULT SERIAL NO.	39254
DATE	
MARK	
NATURE	
REVISIONS	
MADE	CHK'D
REV'D	

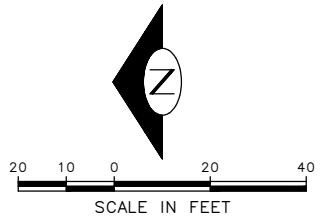


CONSTRUCTION NOTES

- ① ADJUST MANHOLE, CATCH BASIN OR GAS VALVE
- ② REMOVE CURB
- ③ ADJUST HANDHOLE
- ④ REMOVE TREE
- ⑤ ABANDON CATCH BASIN
- ⑥ REMOVE INLET
- ⑦ ADJUST GATE VALVE
- ⑧ ADJUST WATER METER
- ⑨ VIBRATION MONITORING. SEE SECTION 1-07.16(1)B

REMOVAL LEGEND

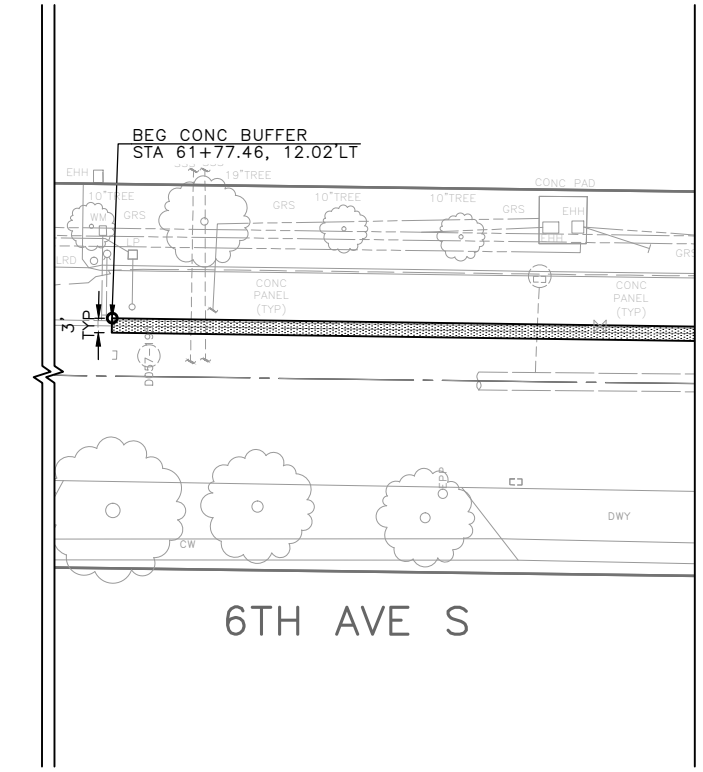
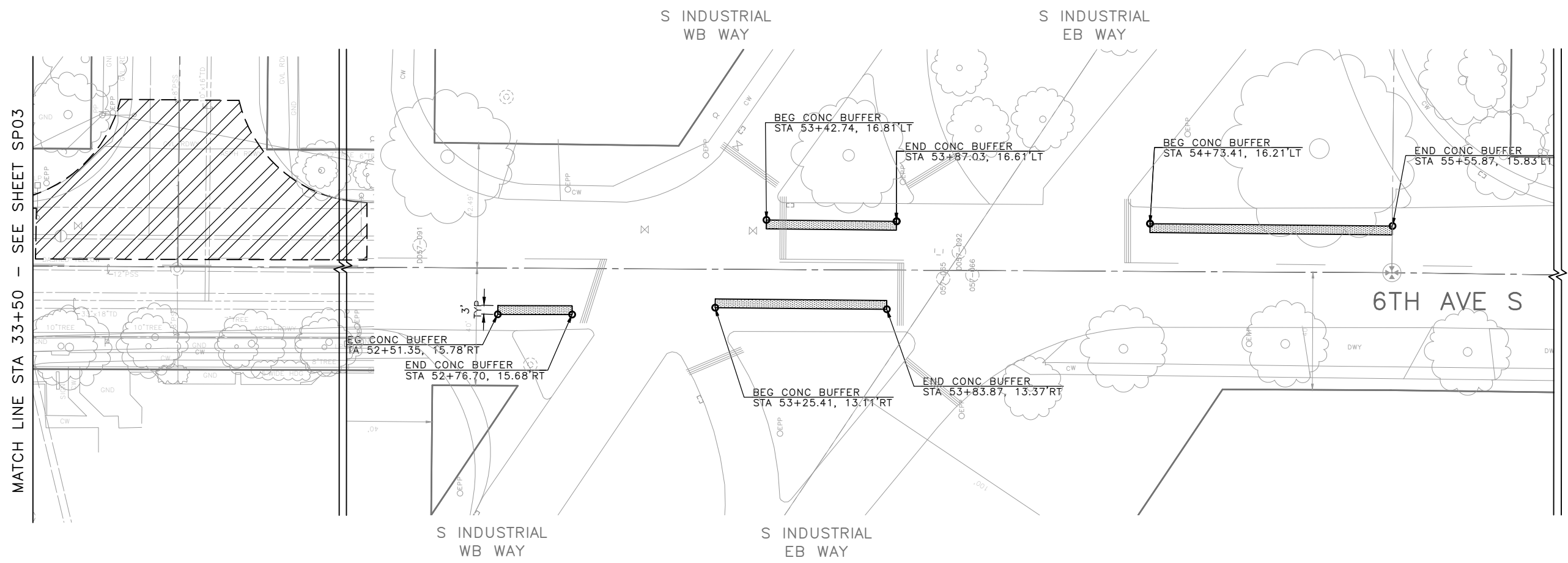
- REMOVE PAVEMENT
- REMOVE CEMENT CONCRETE SIDEWALK
- REMOVE ASPHALT PAVEMENT
- REMOVE ASPHALT
- PLANE BITUMINOUS PAVEMENT
- CLEARING AND GRUBBING AND COMMON EX.
- REMOVE CURB
- REMOVE PAVEMENT MARKING
- SAWCUT RIGID PAVEMENT, FULL DEPTH
- SAWCUT ASPHALT CONC, FULL DEPTH
- SAWCUT CEM CONC SIDEWALK, FULL DEPTH



90% SUBMITTAL NOT FOR CONSTRUCTION AUGUST 2023

SITE PREPARATION PLAN 03

<p>APPROVED FOR ADVERTISING</p> <p>DEPARTMENT OF FINANCE & ADMINISTRATIVE SERVICES SEATTLE, WASHINGTON 20</p> <p>BY: PURCHASING AND CONTRACTING</p>	<p>INITIALS AND DATE</p> <p>DESIGNED CHECKED</p> <p>DRAWN CHECKED</p>	<p>INITIALS AND DATE</p> <p>REVIEWED: DES. CONST. SDOT PROJ. MGR.</p> <p>RECEIVED REVISED AS BUILT</p> <p>ALL WORK SHALL BE DONE IN ACCORDANCE WITH THE CITY OF SEATTLE STANDARD PLANS AND SPECIFICATIONS AND OTHER DOCUMENTS CALLED FOR IN SECTION 9-22.3 OF THE PROJECT MANUAL.</p>		<p>ORDINANCE NO. PW NO. 2023-026</p> <p>SCALE: 1"=20'</p>	<p>GEORGETOWN TO DOWNTOWN PBL</p> <p>PC TRC1223 CO TRC1223 VPI # 792-738 SP03 SHEET 19 OF 79</p>
---	---	---	--	---	---

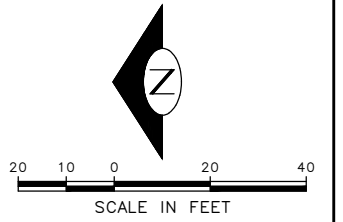


CONSTRUCTION NOTES

- ① ADJUST MANHOLE, CATCH BASIN OR GAS VALVE
- ② REMOVE CURB
- ③ ADJUST HANDHOLE
- ④ REMOVE TREE
- ⑤ ABANDON CATCH BASIN
- ⑥ REMOVE INLET
- ⑦ ADJUST GATE VALVE
- ⑧ ADJUST WATER METER
- ⑨ VIBRATION MONITORING. SEE SECTION 1-07.16(1)B

REMOVAL LEGEND

- REMOVE PAVEMENT
- REMOVE CEMENT CONCRETE SIDEWALK
- REMOVE ASPHALT PAVEMENT
- REMOVE ASPHALT
- PLANE BITUMINOUS PAVEMENT
- CLEARING AND GRUBBING AND COMMON EX.
- REMOVE CURB
- REMOVE PAVEMENT MARKING
- SAWCUT RIGID PAVEMENT, FULL DEPTH
- SAWCUT ASPHALT CONC, FULL DEPTH
- SAWCUT CEM CONC SIDEWALK, FULL DEPTH



90% SUBMITTAL NOT FOR CONSTRUCTION AUGUST 2023

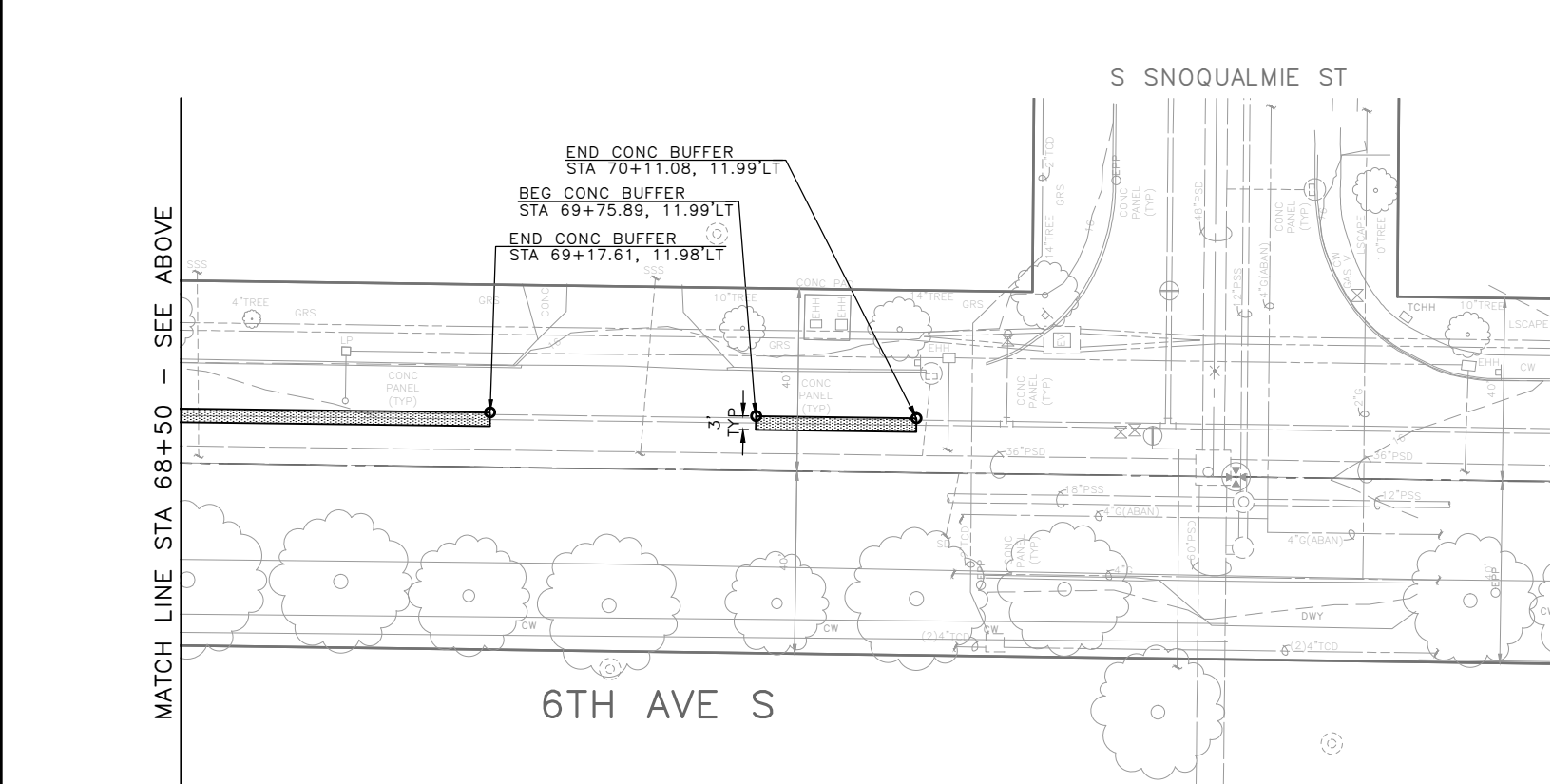
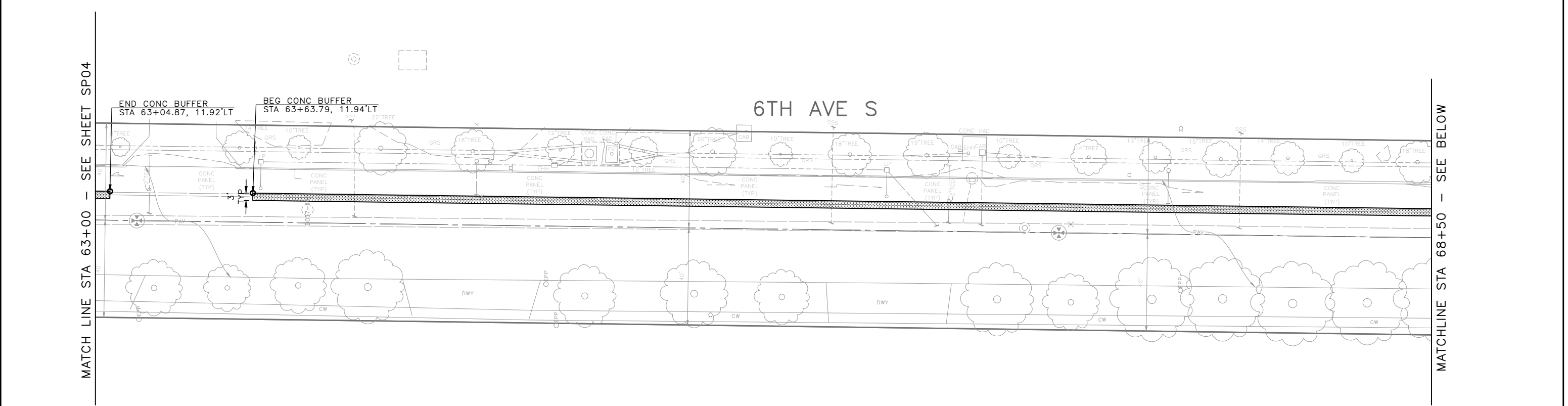
SITE PREPARATION PLAN 04

APPROVED FOR ADVERTISING DEPARTMENT OF FINANCE & ADMINISTRATIVE SERVICES SEATTLE, WASHINGTON 20 BY: PURCHASING AND CONTRACTING	INITIALS AND DATE DESIGNED CHECKED	INITIALS AND DATE REVIEWED: DES. CONST. SDOT PROJ. MGR. RECEIVED REVISED AS BUILT			GEORGETOWN TO DOWNTOWN PBL	PC TRC1223 CO TRC1223 VPI # 792-738
	ALL WORK SHALL BE DONE IN ACCORDANCE WITH THE CITY OF SEATTLE STANDARD PLANS AND SPECIFICATIONS AND OTHER DOCUMENTS CALLED FOR IN SECTION 9-22.3 OF THE PROJECT MANUAL.					ORDINANCE NO. PW NO. 2023-026 SCALE: 1"=20'

VAULT SERIAL NO.	DATE	MARK	NATURE	REV'D
39254			REVISIONS	

TRC1223-GEORGETOWN TO DOWNTOWN PBL\PROJECT FILES\CIVIL\02-SHEETS\TRC1223_P-SITE.DWG
 AUGUST 21 2023 1:08PM

DATE	MARK	NATURE	REVISIONS

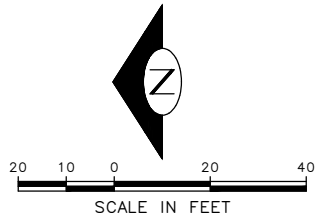


CONSTRUCTION NOTES

- ① ADJUST MANHOLE, CATCH BASIN OR GAS VALVE
- ② REMOVE CURB
- ③ ADJUST HANDHOLE
- ④ REMOVE TREE
- ⑤ ABANDON CATCH BASIN
- ⑥ REMOVE INLET
- ⑦ ADJUST GATE VALVE
- ⑧ ADJUST WATER METER
- ⑨ VIBRATION MONITORING. SEE SECTION 1-07.16(1)B

REMOVAL LEGEND

- REMOVE PAVEMENT
- REMOVE CEMENT CONCRETE SIDEWALK
- REMOVE ASPHALT PAVEMENT
- REMOVE ASPHALT
- PLANE BITUMINOUS PAVEMENT
- CLEARING AND GRUBBING AND COMMON EX.
- REMOVE CURB
- REMOVE PAVEMENT MARKING
- SAWCUT RIGID PAVEMENT, FULL DEPTH
- SAWCUT ASPHALT CONC, FULL DEPTH
- SAWCUT CEM CONC SIDEWALK, FULL DEPTH



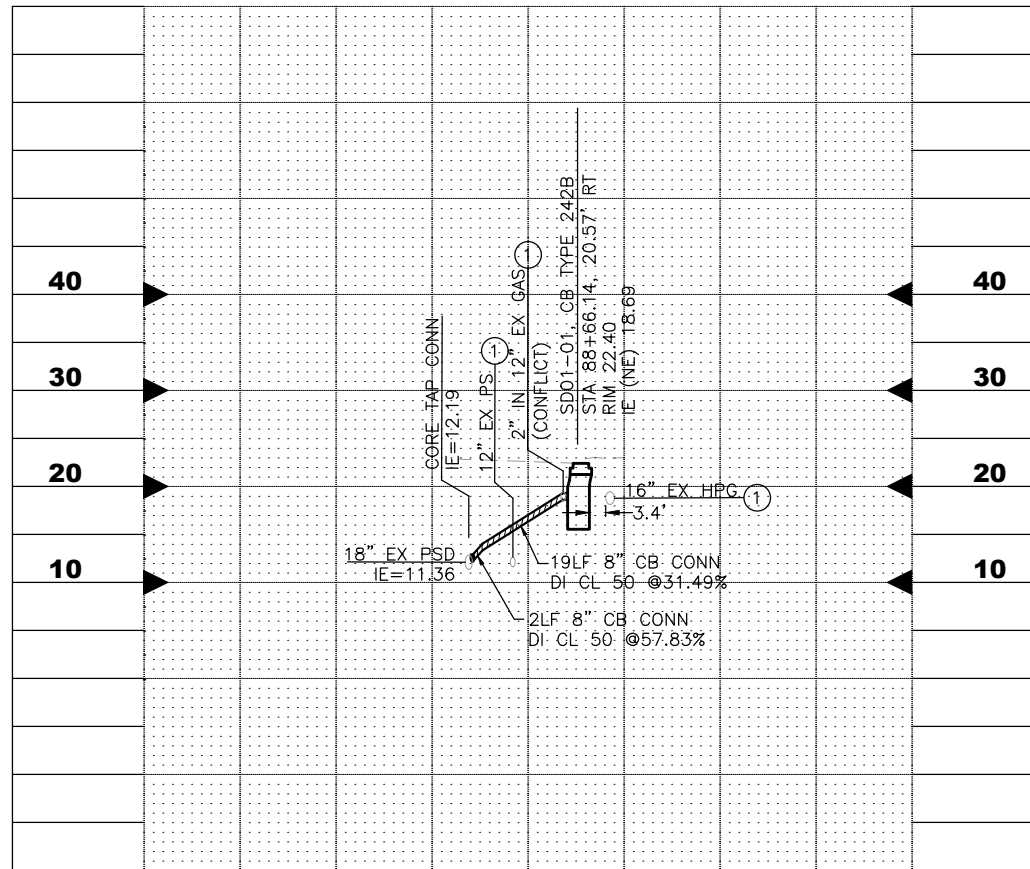
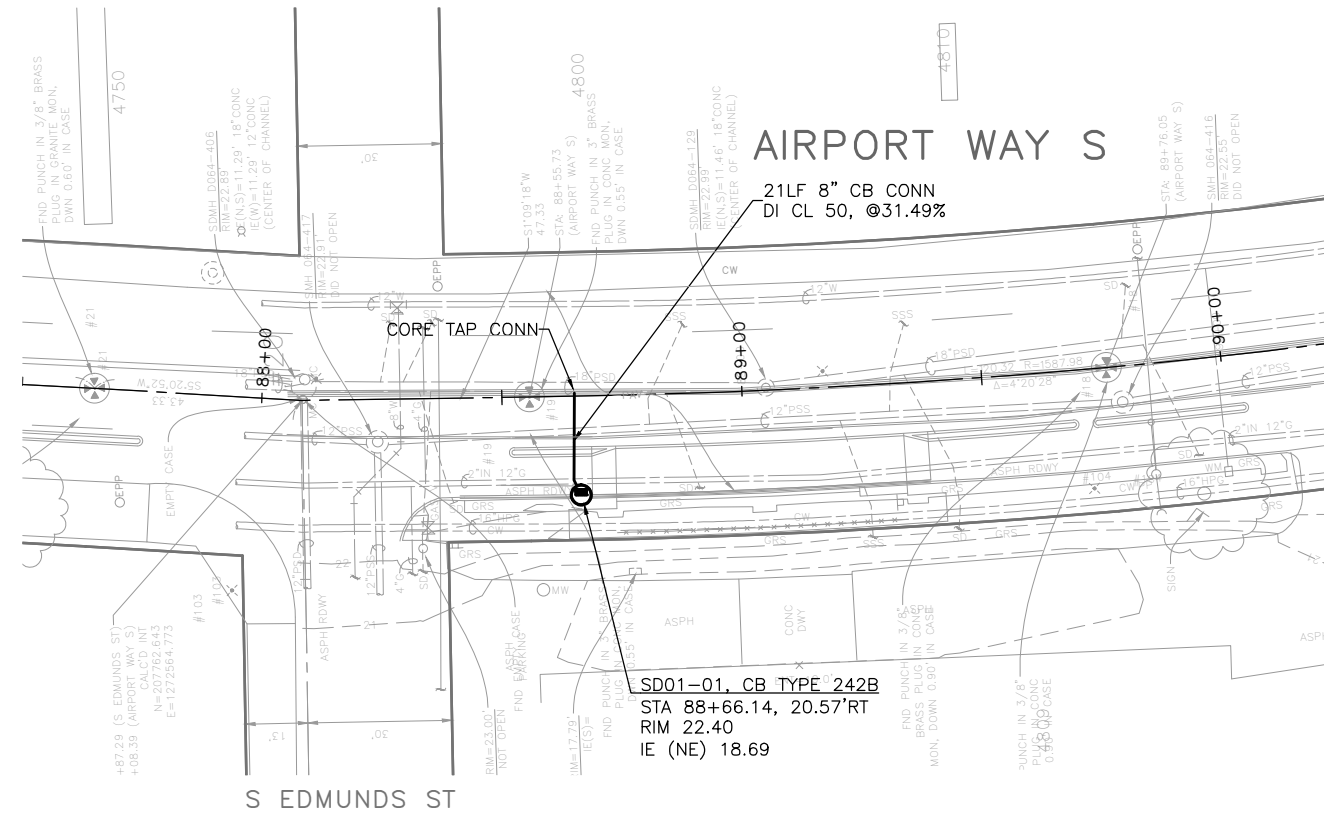
90% SUBMITTAL NOT FOR CONSTRUCTION AUGUST 2023

SITE PREPARATION PLAN 05

<p>APPROVED FOR ADVERTISING</p> <p>DEPARTMENT OF FINANCE & ADMINISTRATIVE SERVICES SEATTLE, WASHINGTON 20</p> <p>BY:</p> <p>PURCHASING AND CONTRACTING</p>	<p>INITIALS AND DATE</p> <p>DESIGNED CHECKED</p> <p>DRAWN CHECKED</p> <p>ALL WORK SHALL BE DONE IN ACCORDANCE WITH THE CITY OF SEATTLE STANDARD PLANS AND SPECIFICATIONS AND OTHER DOCUMENTS CALLED FOR IN SECTION 9-02.3 OF THE PROJECT MANUAL.</p>	<p>INITIALS AND DATE</p> <p>REVIEWED: CONST. DES. SDOT PROJ. MGR.</p> <p>RECEIVED</p> <p>REVISED AS BUILT</p>	<p>Seattle Department of Transportation</p> <p>ORDINANCE NO. PW NO. 2023-026</p> <p>SCALE: 1"=20'</p>	<p>GEORGETOWN TO DOWNTOWN PBL</p> <p>PC TRC1223 CO TRC1223 VPI # 792-738 SP05 SHEET 21 OF 79</p>
--	--	--	---	---

TRC1223-GEORGETOWN TO DOWNTOWN PBL\PROJECT FILES\CVL\02-SHEETS\TRC1223_P-SITE.DWG AUGUST 21 2023 1:08PM

VAULT SERIAL NO.	DATE	MARK	NATURE	MADE	CHK'D	REV'D
39254			REVISIONS			

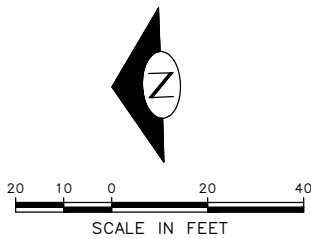


GENERAL NOTES:

1. INLET AND CATCH BASIN STATIONS AND OFFSETS ARE MEASURED TO THE CENTER OF GRATE AT THE FACE OF CURB (FG) PER STD PLAN 260A AND 260B UNLESS OTHERWISE NOTED ON THE DRAWINGS.
2. ALL MAINTENANCE HOLE AND CATCH BASIN STATIONS AND OFFSETS LOCATED OUTSIDE OF CURB LINE ARE MEASURED TO CENTER OF STRUCTURE.
3. RIM ELEV. 1" BELOW FG ELEV. PER STD PLAN 260, UNLESS OTHERWISE NOTED IN THE DRAWINGS.
4. TAPPED CONNECTIONS TO MAINS UNDER 24-INCHES SHALL BE PERFORMED BY SEATTLE PUBLIC UTILITIES (SPU). TO SCHEDULE CORE TAPS, CONTACT SPU AT (206)615-0511 A MINIMUM OF 48 HOURS IN ADVANCE.
5. IF ROOTS ARE ENCOUNTERED, REFER TO STD SPEC 8-02.3(7)A FOR PRUNING PROCEDURE.
6. INSTALL POLYETHYLENE FOAM PROTECTION IF LESS THAN 6" CLEARANCE BETWEEN UTILITIES.
7. ALL UTILITIES MUST BE LOCATED AND MARKED PRIOR TO EXCAVATION PER SECTION 1-07.17
8. REFER TO SHEET NT1 FOR ADDITIONAL DRAINAGE NOTES.
9. CONDITION OF EXISTING PIPE MUST BE VERIFIED FOR APPROVAL PRIOR TO STRUCTURE INSTALLATION. CONTRACTOR TO COORDINATE WITH SPU INSPECTOR. IF PIPE CONDITION DOES NOT MEET SPU STANDARDS, PIPE MUST BE REPLACED (MIN. 8" DI). REFER TO SECTION 7-05.3(2B).

UTILITY NOTES

- ① BASED ON TYPICAL DEPTHS OF UTILITIES SHOWN ON CITY OF SEATTLE STANDARD PLANS, DEPTH APPROXIMATE.
- ② INSTALL POLYETHYLENE FOAM PROTECTION IF LESS THAN 6" BETWEEN UTILITIES.






90% SUBMITTAL NOT FOR CONSTRUCTION AUGUST 2023

STORM DRAINAGE PLANS AND PROFILE 01

APPROVED FOR ADVERTISING DEPARTMENT OF FINANCE & ADMINISTRATIVE SERVICES SEATTLE, WASHINGTON 20 BY: PURCHASING AND CONTRACTING	INITIALS AND DATE DESIGNED CHECKED DRAWN CHECKED	INITIALS AND DATE REVIEWED: DES. CONST. SDOT PROJ. MGR. RECEIVED REVISED AS BUILT			ORDINANCE NO. PW NO. 2023-026 SCALE: H. 1"=20', V. 1"=10'	GEORGETOWN TO DOWNTOWN PBL SD01	JOB # PC TRC1223 CO TRC1223 VPI # 792-738
	ALL WORK SHALL BE DONE IN ACCORDANCE WITH THE CITY OF SEATTLE STANDARD PLANS AND SPECIFICATIONS AND OTHER DOCUMENTS CALLED FOR IN SECTION 0-02.3 OF THE PROJECT MANUAL.						SHEET 24 OF 79

TRAFFIC SIGNAL LEGEND:

-  EMERGENCY VEHICLE DETECTOR (EVD)
-  VIDEO DETECTION CAMERA, FISH EYE
-  VIDEO DETECTION CAMERA

ABBREVIATIONS:

- APS ACCESSIBLE PEDESTRIAN SIGNAL
- EVD EMERGENCY VEHICLE DETECTOR
- VD VIDEO DETECTOR
- LED LIGHT EMITTING DIODE
- SVC SERVICE
- SIT SEATTLE INFORMATION TECHNOLOGY

SIGNAL NOTE:

1. THE CONTRACTOR MUST IMMEDIATELY REPORT ANY DAMAGE TO THE TRAFFIC SIGNAL SYSTEM, INCLUDING CONDUIT AND THE DETECTOR LOOPS. SEE SECTION 1-07.28 NOTE 16.
2. THE TRAFFIC SIGNAL SYSTEM INTERCONNECT CABLE AND SIGNAL WIRE SERVICE, VIDEO, OR MASTER CABLE MUST NOT BE SPLICED. SEE SECTIONS 8-31.3(8)A AND 8-31.3(9)B.
3. THE CONTRACTOR MUST CONTACT SDOT TRAFFIC SIGNAL OPERATIONS WHEN THE TRAFFIC SIGNAL SYSTEMS OR THE TRAFFIC DETECTOR LOOPS MAY BE IMPACTED BY CONSTRUCTION. ADVANCE NOTIFICATION IS REQUIRED. SEE SECTION 1-07.28, SIGNALIZED INTERSECTIONS.
4. THE CONTRACTOR MUST PROVIDE PRELIMINARY LAYOUT FOR THE TRAFFIC DETECTION. THE LAYOUT MUST BE VERIFIED BY THE ENGINEER PRIOR TO SAW CUTTING. ADVANCE NOTIFICATION IS REQUIRED. SEE SECTION 8-31.3(5)A.
5. FINAL POLE LOCATIONS MUST BE FIELD VERIFIED BY THE ENGINEER PRIOR TO EXCAVATION.
6. CONTRACTOR MUST INVESTIGATE FOR UNDERGROUND UTILITIES PRIOR TO ANY FOUNDATION EXCAVATION OR CONDUIT TRENCHING TO AVOID DAMAGE TO ANY UNDERGROUND UTILITIES (INCLUDING SIDE SEWERS). ANY CONFLICTS MUST BE BROUGHT TO THE ATTENTION OF THE ENGINEER PRIOR TO ANY CONSTRUCTION WORK.
7. CONTRACTOR MUST VERIFY THE CAPACITIES OF ALL EXISTING CONDUITS DESIGNATED FOR USE ON THIS PROJECT. ANY DISCREPANCIES MUST BE BROUGHT TO THE ATTENTION OF THE ENGINEER PRIOR TO ANY CONSTRUCTION WORK.
8. CONTRACTOR MUST COORDINATE WITH SDOT/SCL/SDCI INSPECTOR AT THE START OF CONSTRUCTION FOR INSPECTION REQUIREMENT AT VARIOUS STAGES OF CONSTRUCTION AS INSTRUCTED BY THE INSPECTOR AND PROVIDE ASSISTANCE AS NECESSARY.
9. CONTRACTOR MUST COMBINE TRAFFIC, LIGHTING AND ITS CONDUITS IN THE SAME TRENCH WHERE FEASIBLE.
11. ALL DISCONNECTIONS, TEMPORARY CONNECTIONS AND FINAL SERVICE CONNECTIONS WILL BE MADE BY SEATTLE CITY LIGHT (SCL).
12. COMPLY WITH OSHA AND WAC FOR WORK NEAR OVERHEAD POWER. COORDINATE WITH SCL FOR OVERHEAD UTILITY CLEARANCE AND WORKING UNDER OVERHEAD UTILITIES.
13. HAND DIGGING OR EXCAVATION BY VACTOR MAY BE REQUIRED IN AREAS WHERE UNDERGROUND UTILITIES CONFLICT WITH FOUNDATION AND/OR CONDUIT INSTALLATION. FOR TREE ROOTS CONFLICT, HAND DIGGING OR PNEUMATIC AIR EXCAVATION MAY BE REQUIRED.
14. EQUIPMENT AND MACHINERY WITH METAL IN IT MUST BE PROPERLY GROUNDED.
15. COORDINATE WITH SEATTLE IT FOR FIBER LOCATES IN THE AREA PRIOR TO EXCAVATION.

LIGHTING NOTE:

1. ALL DISCONNECTIONS, TEMPORARY OR FINAL SERVICE CONNECTIONS WILL BE MADE BY SEATTLE CITY LIGHT (SCL) AT PROJECT'S EXPENSE. COORDINATE ALL ENERGIZING AND DE-ENERGIZING OF STREET LIGHTING SERVICE WITH SCL ELECTRICAL SERVICE REPRESENTATIVE AND STREETLIGHT ENGINEER FIFTEEN (15) WORKING DAYS IN ADVANCE. ADDITIONAL TIME MAY BE NEEDED FOR CREW SCHEDULING AND MOBILIZATION.
2. CONTRACTOR MUST MAKE PRIOR COORDINATION FOR FLOOD OR STREETLIGHT REMOVAL. CONTRACTOR MUST MAKE PRIOR DELIVERY COORDINATION FOR SALVAGED STREETLIGHT-RELATED MATERIALS TO SEATTLE CITY LIGHT SALVAGE YARD AT 4TH AVE S & S SPOKANE ST, 98134. CONTACT SALVAGE COORDINATOR AT 206-386-1765. NO ARTERIAL STREETLIGHT MAY BE DISABLED WITHOUT PRIOR APPROVAL FROM SEATTLE DEPARTMENT OF TRANSPORTATION (SDOT).
3. EXISTING STREET LIGHTING SYSTEM SHALL BE MAINTAINED DURING CONSTRUCTION.
4. WORK MUST BE SCHEDULED SUCH THAT NO TWO (2) ADJACENT OR OPPOSITE STREETLIGHTS ARE DISABLED AT ANY ONE TIME.
5. ANY EXCAVATION IN PROXIMITY TO AN EXISTING STREETLIGHT POLE MUST BE DONE WITHOUT UNDERMINING ITS STABILITY. CONTRACTOR IS RESPONSIBLE FOR TEMPORARY STABILIZING SUPPORT.
6. ALL SCL WORK SHALL CONFORM TO SEATTLE CITY LIGHT (SCL) STANDARDS.
7. INSTALLATION OF UNDERGROUND STREETLIGHT SYSTEMS, AND STREETLIGHT SYSTEM GROUNDING AND BONDING MUST BE PER SEATTLE CITY LIGHT (SCL) CONSTRUCTION STANDARD 1714.50.
8. ALL WIRING, INCLUDING STREET LIGHTING, PEDESTRIAN LIGHTING AND FESTOON LIGHTING CIRCUITS MUST BE CLEARLY LABELED PER SEATTLE CITY LIGHT (SCL) CONSTRUCTION STANDARD 1714.10.
9. EACH LUMINAIRE MUST BE FUSED PER (SCL) CONSTRUCTION STANDARD 1730.00.
10. STREETLIGHT HANDHOLE AND CONDUIT REQUIREMENTS MUST CONFORM TO SCL CONSTRUCTION STANDARD 1716.07.
11. PULL TAPE MUST BE INSTALLED THROUGH VACANT CONDUIT AND CAPPED PER (SCL) CONSTRUCTION STANDARD U2-11.40/NDK-40.
12. MAINTAIN MINIMUM HORIZONTAL & VERTICAL CLEARANCES BETWEEN SCL UNDERGROUND STRUCTURES AND VARIOUS OTHER UTILITY STRUCTURES PER SCL CONSTRUCTION STANDARD 0214.00.
13. FOR STREET LIGHTING INSPECTIONS CONTACT SCL ELECTRICAL REVIEWER FIFTEEN (15) WORKING DAYS IN ADVANCE.
14. CONTRACTOR MUST CALL FOR AN ELECTRICAL REVIEWER INSPECTION OF THE STREET LIGHTING SYSTEM AT VARIOUS STAGES OF INSTALLATION/CONSTRUCTION OR AS INSTRUCTED BY THE SCL INSPECTOR.
15. CONTRACTOR MUST PROVIDE AN OPERATOR AND MAN LIFT TRUCK FOR USE DURING INSPECTION OF INSTALLED STREETLIGHT FACILITIES.
16. CONTRACTOR MUST ASSIST THE INSPECTOR DURING INSPECTIONS, COMMISSIONING, AND FINAL CONNECTION PHASES OF THE PROJECT AS INSTRUCTED BY THE INSPECTOR. SUCH ASSISTANCE WILL INCLUDE, BUT NOT BE LIMITED TO OPENING HANDHOLES, MANHOLES AND VARIOUS ACCESS COVERS, DISCONNECTING AND RECONNECTING FUSE HOLDERS AND MECHANICAL SPLICE CONNECTIONS, VERIFYING CONDUIT RUNS, ETC.
17. PRIOR TO REQUESTING FINAL STREETLIGHT SERVICE CONNECTION, CONTRACTOR MUST CORRECT ALL PUNCH LIST ITEMS AND CALL FOR A RE-INSPECTION WHERE REQUIRED BY THE INSPECTOR. CONTRACTOR MUST PREPARE A SIGNED AS-BUILT AND WIRING DIAGRAM WHICH INCLUDES WHICH DUCT IS USED IN EACH DUCT BANK.

TRAFFIC SIGNAL CABINET/CONTROLLER UPGRADE



NO.	INTERSECTION	SIGNAL CONTROLLER
1	AIRPORT WY S/ S LUCILE ST	
2	6TH AVE S/S SPOKANE ST	X
3	6TH AVE S/S FOREST ST	X

* CONTRACTOR TO COORDINATE WITH SDOT SIGNAL SHOP FOR PICK-UP PRIOR TO CONTRACTOR INSTALL

VAULT SERIAL NO.	DATE	MARK	NATURE	MADE	CHK'D	REV'D
39254						

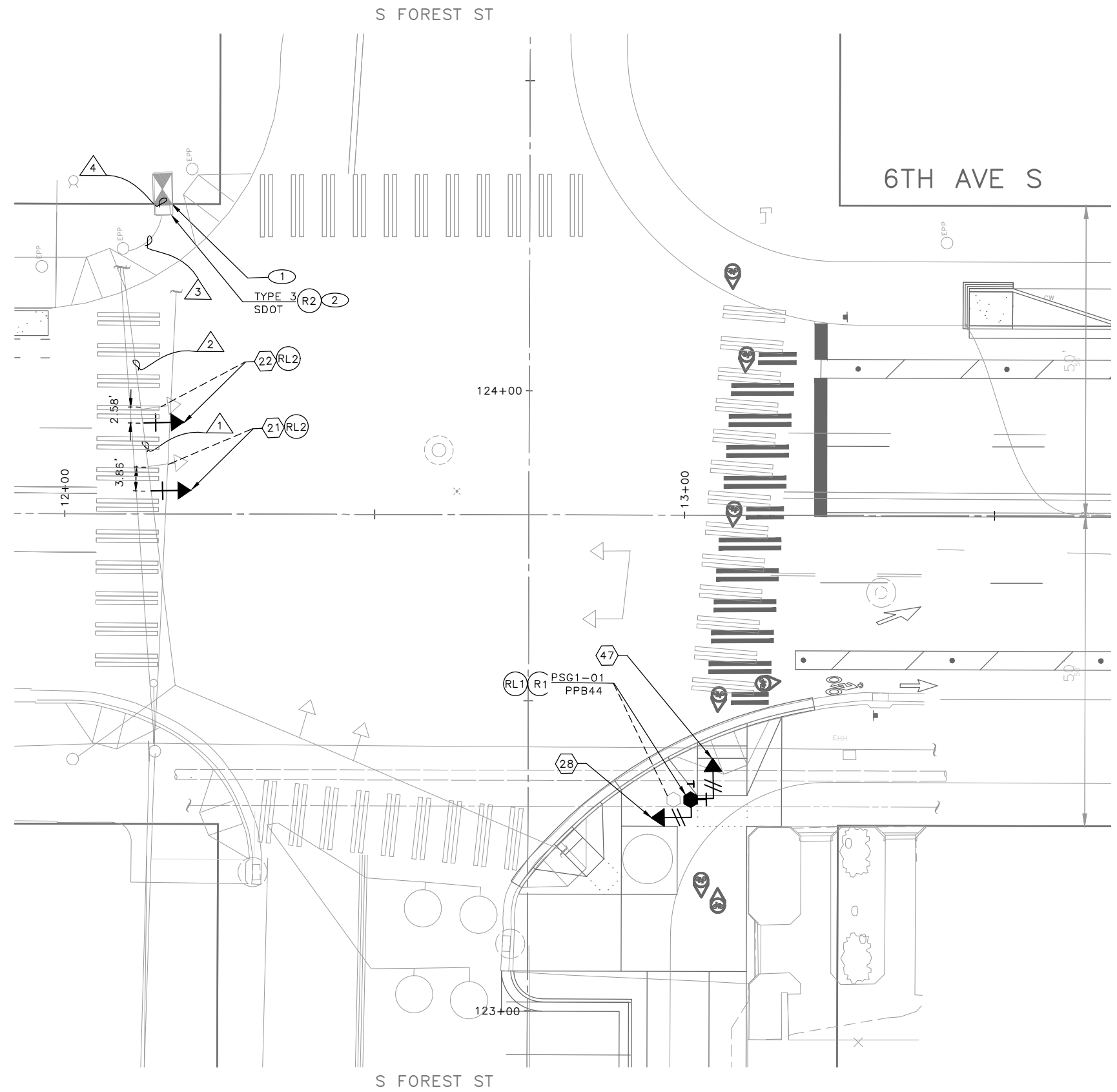
90% SUBMITTAL NOT FOR CONSTRUCTION AUGUST 2023

SIGNAL LEGEND ABBREVIATIONS AND NOTES

APPROVED FOR ADVERTISING DEPARTMENT OF FINANCE & ADMINISTRATIVE SERVICES SEATTLE, WASHINGTON20 BY: PURCHASING AND CONTRACTING	INITIALS AND DATE DESIGNED CHECKED	INITIALS AND DATE REVIEWED: DES. CONST. SDOT PROJ. MGR.		 ORDINANCE NO. PW NO. 2023-026 SCALE: NONE	GEORGETOWN TO DOWNTOWN PBL	JOB PC TRC1223 CO TRC1223
	DRAWN CHECKED	RECEIVED REVISED AS BUILT				VPI # 792-738 SG01 SHEET 26 OF 79

VAULT SERIAL NO.	DATE	MARK	NATURE	MADE CHK'D	REV'D
59254			REVISIONS		

TRC1223-GEORGETOWN TO DOWNTOWN PBL\PROJECT FILES\CIVIL\02-SHEETS\TRC1223_P-SIGL.DWG
AUGUST 21, 2023 1:11PM



CONSTRUCTION NOTES

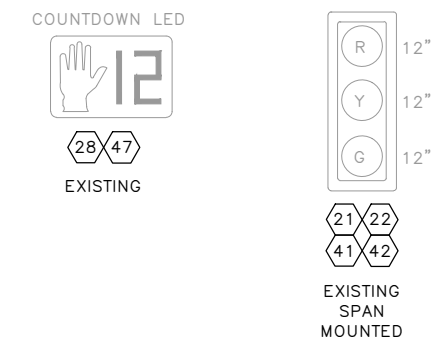
INSTALL:

- 1 CONTROLLER INSTALLED IN EX TRAFFIC SIGNAL CABINET BY OTHERS. COORDINATE INSTALLATION THRU THE ENGINEER.
- 2 NEW HANDHOLE. TYPE SHOWN ON DRAWINGS. MAINTAIN AND PROTECT EX CONDUCTORS.

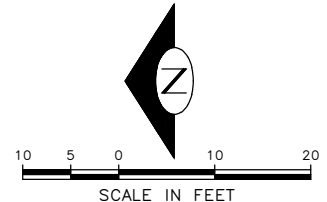
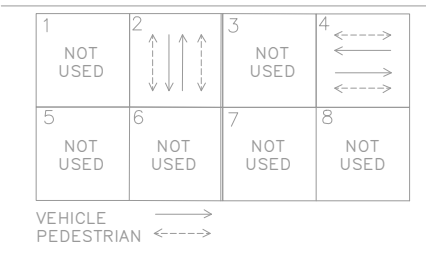
REMOVE/RELOCATE:

- R1 REMOVE EX PEDESTAL FOUNDATION
- R2 REMOVE EX HANDHOLE TO UPDATE LID TO CURRENT STANDARD. PROTECT AND MAINTAIN EX CONDUCTORS. REF TO WIRING SCHEDULE
- RL1 RELOCATE EX PEDESTAL POLE WITH ATTACHED WEATHERHEAD, PED HEAD AND PUSHBUTTON. REF TO PUSHBUTTON SCHEDULE.
- RL2 TO MATCH NEW CHANNELIZATION, RELOCATE EX SIGNAL HEADS ON EX SPAN AS SHOWN ON THE DRAWINGS. REWIRE HEADS. REFER TO WIRING SCHEDULE

SIGNAL HEAD DISPLAY



EXISTING PHASE DIAGRAM



90% SUBMITTAL NOT FOR CONSTRUCTION AUGUST 2023

SIGNAL PLAN - S FOREST STREET

<p>APPROVED FOR ADVERTISING</p> <p>DEPARTMENT OF FINANCE & ADMINISTRATIVE SERVICES SEATTLE, WASHINGTON 20</p> <p>BY: PURCHASING AND CONTRACTING</p>	<p>INITIALS AND DATE</p> <table border="1"> <tr> <td>DESIGNED CHECKED</td> <td>REVIEWED: DES. CONST. SDOT PROJ. MGR.</td> </tr> <tr> <td>DRAWN CHECKED</td> <td>RECEIVED REVISED AS BUILT</td> </tr> </table> <p>ALL WORK SHALL BE DONE IN ACCORDANCE WITH THE CITY OF SEATTLE STANDARD PLANS AND SPECIFICATIONS AND OTHER DOCUMENTS CALLED FOR IN SECTION 0-02.3 OF THE PROJECT MANUAL.</p>	DESIGNED CHECKED	REVIEWED: DES. CONST. SDOT PROJ. MGR.	DRAWN CHECKED	RECEIVED REVISED AS BUILT		<p>ORDINANCE NO. PW NO. 2023-026</p> <p>SCALE: 1"=10'</p>	<p>GEORGETOWN TO DOWNTOWN PBL</p>	<table border="1"> <tr> <td>JOB #</td> <td>Pc TRC1223</td> </tr> <tr> <td></td> <td>Co TRC1223</td> </tr> <tr> <td>VPI #</td> <td>792-738</td> </tr> <tr> <td></td> <td>SG02</td> </tr> <tr> <td>SHEET</td> <td>27 OF 79</td> </tr> </table>	JOB #	Pc TRC1223		Co TRC1223	VPI #	792-738		SG02	SHEET	27 OF 79
DESIGNED CHECKED	REVIEWED: DES. CONST. SDOT PROJ. MGR.																		
DRAWN CHECKED	RECEIVED REVISED AS BUILT																		
JOB #	Pc TRC1223																		
	Co TRC1223																		
VPI #	792-738																		
	SG02																		
SHEET	27 OF 79																		

WIRING SCHEDULE

RUN NO △	SPAN OR CONDUIT SIZE	EXISTING CONDUCTORS	VEHICLE HEAD	GROUND	COMMENTS
1	SPAN		1-5C	#6	
2	SPAN		2-5C	#6	
3	EX 3"		2-5C	#6	
4	EX 3"		2-5C	#6	

POLE/PEDESTAL SCHEDULE

POLE NO.	STATION/LOCATION AND OFFSET	POLE TYPE	LENGTH (FT)	FOUNDATION TYPE	MAST ARM LENGTH (FT)	LUMINAIRE ARM LENGTH (FT)	LUMINAIRE WATTAGE	LUMINAIRE MOUNTING HEIGHT (FT)
P1	13+01.96, 46' RT	EX PEDESTAL	EX	524B	-	-	-	-

PPB PUSHBUTTON MOUNTING SCHEDULE

PPB/BPP NO.	POLE NO.	LOCATION (0° AZIMUTH CLOCKWISE)*	PHASE	PEDESTRIAN SIGNALS		
				SIGN	ARROW DIRECTION LOOKING AT PUSHBUTTON	NOTES
PPB44	P1	180	4	R10-3	RIGHT	ROTATE ON POLE



0° AZIMUTH = NORTHBOUND

DATE	MARK	NATURE REVISIONS	MADE CHKD REV'D

Vault Serial No. 39254

90% SUBMITTAL NOT FOR CONSTRUCTION AUGUST 2023

SIGNAL PLAN - S FOREST STREET SCHEDULES

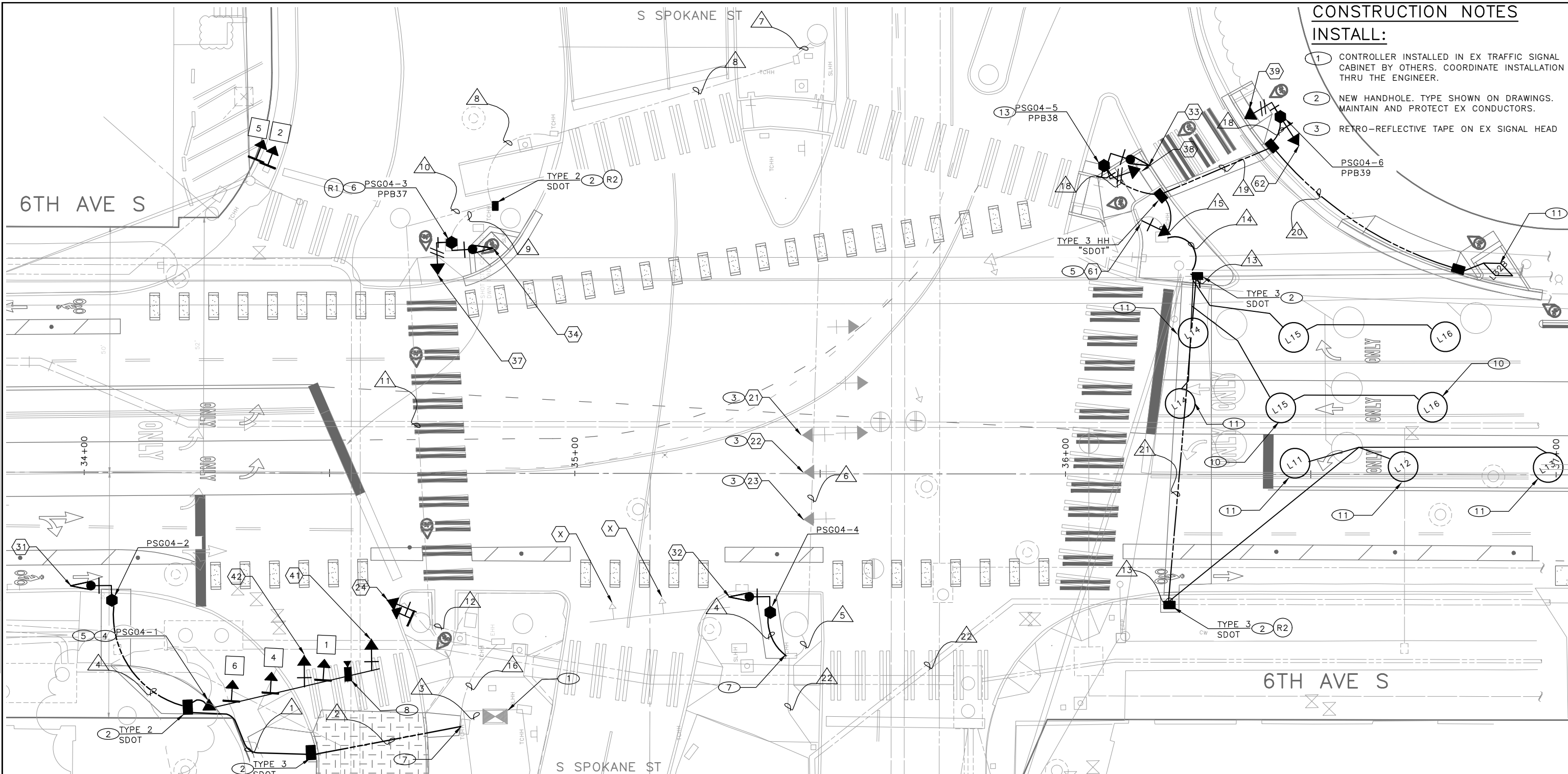
APPROVED FOR ADVERTISING DEPARTMENT OF FINANCE & ADMINISTRATIVE SERVICES SEATTLE, WASHINGTON 20 BY: PURCHASING AND CONTRACTING	INITIALS AND DATE DESIGNED CHECKED	INITIALS AND DATE REVIEWED: DES. CONST. SDOT PROJ. MGR.	 JOCELYN MAMER REGISTERED PROFESSIONAL ENGINEER 49491	 Seattle Department of Transportation ORDINANCE NO. PW NO. 2023-026 SCALE: NONE	GEORGETOWN TO DOWNTOWN PBL SG03	JOB # PC TRC1223 CO TRC1223
	DRAWN CHECKED	RECEIVED REVISED AS BUILT				VPI # 792-738 SHEET 28 OF 79

CONSTRUCTION NOTES

INSTALL:

- 1 CONTROLLER INSTALLED IN EX TRAFFIC SIGNAL CABINET BY OTHERS. COORDINATE INSTALLATION THRU THE ENGINEER.
- 2 NEW HANDHOLE. TYPE SHOWN ON DRAWINGS. MAINTAIN AND PROTECT EX CONDUCTORS.
- 3 RETRO-REFLECTIVE TAPE ON EX SIGNAL HEAD

PSG04-6
PPB39



CONSTRUCTION NOTES (CON'T)

INSTALL:

- 4 MAST ARM, POLE AND FOUNDATION. REF TO POLE SCHEDULE
- 5 NEW TERMINAL CABINET ON POLE
- 6 PEDESTAL POLE ON EX FOUNDATION. RELOCATE EX PPB AND PED HEAD TO NEW POLE. REF TO POLE SCHEDULE

CONSTRUCTION NOTES (CON'T)

INSTALL:

- 7 INTERCEPT EX HH WITH NEW CONDUIT. PROTECT EX CONDUCTORS.
- 8 CCTV CAMERA ON NEW MAST ARM. REFER TO 8.32-XX
- 9 PEDESTAL POLE AND FOUNDATION WITH 4" BICYCLE HEAD.
- 10 PREFORM LOOP.

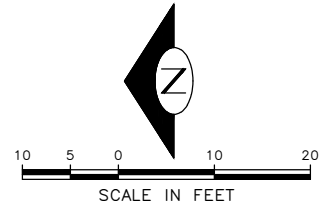
CONSTRUCTION NOTES (CON'T)

INSTALL:

- 11 SAWCUT LOOP.
- 12 NEW SPAN AND OVERHEAD MOUNTED SIGNS. REFER TO SIGN SCHEDULE.
- 13 NEW PEDESTAL POLE AND FOUNDATION. REFER TO SCHEDULES.

REMOVE/RELOCATE:

- R1 REMOVE EX 10' PEDESTAL, INSTALL NEW 12' PEDESTAL. REF TO SCHEDULES.
- R2 REMOVE EX HH TO UPDATE LID TO STANDARD. MAINTAIN EX CONDUCTORS. REF TO SCHEDULE
- R3 REMOVE AND SALVAGE EX SIGNAL HEAD
- RL1 RELOCATE EX PEDESTAL POLE WITH ATTACHED WEATHERHEAD, PED HEAD AND PUSHBUTTON. REF TO PUSHBUTTON SCHEDULE.



90% SUBMITTAL NOT FOR CONSTRUCTION AUGUST 2023

SIGNAL PLAN - S SPOKANE STREET

DATE	MARK	NATURE	MADE	CHK'D	REV'D

TRC1223-GEORGETOWN TO DOWNTOWN PBL PROJECT FILES\CIVIL\02-SHEETS\TRC1223_P-SIGL.DWG
AUGUST 21 2023 2:21PM

<p>APPROVED FOR ADVERTISING</p> <p>DEPARTMENT OF FINANCE & ADMINISTRATIVE SERVICES SEATTLE, WASHINGTON 20</p> <p>BY: PURCHASING AND CONTRACTING</p>	<p>INITIALS AND DATE</p> <p>DESIGNED CHECKED</p> <p>DRAWN CHECKED</p> <p>ALL WORK SHALL BE DONE IN ACCORDANCE WITH THE CITY OF SEATTLE STANDARD PLANS AND SPECIFICATIONS AND OTHER DOCUMENTS CALLED FOR IN SECTION 0-02.3 OF THE PROJECT MANUAL.</p>	<p>INITIALS AND DATE</p> <p>REVIEWED: DES. CONST. SDOT PROJ. MGR.</p> <p>RECEIVED</p> <p>REVISED AS BUILT</p>		<p>ORDINANCE NO. PW NO. 2023-026</p> <p>SCALE: 1"=10'</p>	<p>GEORGETOWN TO DOWNTOWN PBL</p>	<p>JOB NO. PC TRC1223 CO TRC1223 VPI # 792-738 SG04 SHEET 29 OF 79</p>
---	--	---	--	---	--	---

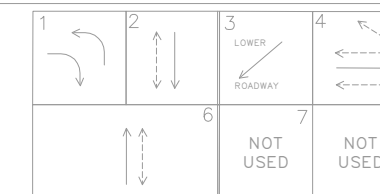
WIRING SCHEDULE

RUN NO	SPAN OR CONDUIT SIZE	EXISTING CONDUCTORS	LOOP	LOOP LEAD-IN	PPB 1-PR(SH)	PED HEADS	VEHICLE/BIKE HEAD	CAMERA	SMFO 12CT*	EVP 1-M18	STREET/PED LIGHTING	SERVICE	GROUND	COMMENTS
1	2-2" SDOT			5-1PR(SH)									#6	
2	2-2" SDOT			3-1PR(SH)									#6	
3	2-2" SDOT			7-1PR(SH)									#6	
4	2-2" SDOT		3-2C										#6	
5	2-2" SDOT		8-2C										#6	
6	1-2" SDOT					1-3C	2-5C						#6	
7	2-3" SDOT				1-PR(SH)		1-10C, 1-5C	1-CCC					#6	
8	1-2" SL										2 #6 (L1, N)		#6	
9	3-3" SDOT		11-2C		1-PR(SH)	1-3C	1-10C,3-5C	1-CCC					#6	
10	3-3" SL										2 #6 (L1, N)		#6	
11	2-2" SL										2 #6 (L1, N)		#6	
12	EX 2" (SL)										2-#6 (L2, N)		#6	INTERCEPT EX CONDUIT INTO NEW HH
13	2-3" SDOT					1-3C	1-10C, 1-5C			1-M18			#6	
14	1-1" SDOT				1-PR(SH)								#6	
15	EX-3"				1-PR(SH)	1-3C			1-CCC				#6	INTERCEPT EX CONDUIT INTO NEW HH
16	EX SL										3-#2	**	#6	
17	2-2" SL										3-#6(L1,L2,N)		#6	
18	1-2" SL										2-#6 (L2, N)		#6	INTERCEPT EX CONDUIT INTO NEW HH
19	1-2" SDOT				2-PR(SH)	2-3C							#6	
20	2-3" SDOT		2-2C		3-PR(SH)	3-3C							#6	
21	2-3" SDOT				1-PR(SH)	1-3C	2-10C	1-CCC		1-M18			#6	
22	1-2" SDOT				1-PR(SH)	1-3C							#6	
23	2-2" SDOT		8-2C										#6	
24	3-3" SL										3-#6(L1,L2,N)		#6	
25	3-3" SDOT		10-2C		6-PR(SH)	7-3C	3-10C, 1-5C	1-CCC		1-M18			#6	
26	2-3" SDOT		10-2C		6-PR(SH)	8-3C	3-10C, 1-5C	1-CCC		1-M18			#6	
27	2-3" SDOT		14-2C		2-PR(SH)	1-3C	1-10C, 2-5C	1-CCC		1-M18			#6	
28	EX 4-3"		21-2C		8-PR(SH)	8-3C	4-10C, 3-5C	2-CCC		2-M18			#6	

**GROUND PER SCL STANDARDS

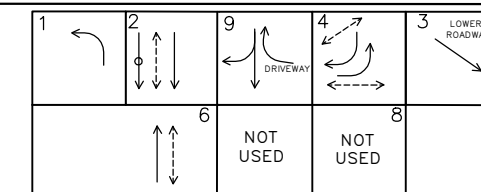
NOTE: ALL CONDUIT WITH CONDUCTORS MUST CONTAIN A #6 GROUNDWIRE

EXISTING PHASE DIAGRAM



VEHICLE PEDESTRIAN
 **PHASE 2 IS SB AIRPORT WY S

PROPOSED PHASE DIAGRAM



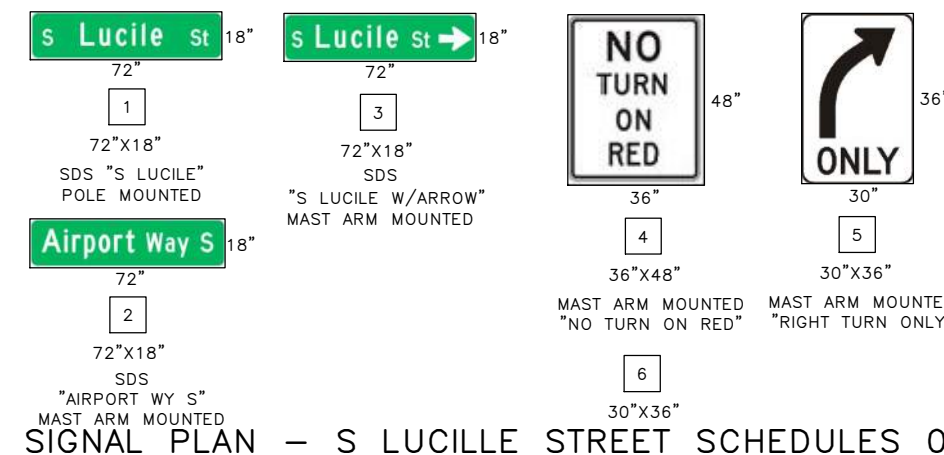
VEHICLE PEDESTRIAN BICYCLE
 **PHASE 2 IS SB AIRPORT WY S

(PPB) APS PUSHBUTTON MOUNTING SCHEDULE

PPB/BPP NO.	POLE NO.	LOCATION (0° AZIMUTH CLOCKWISE)*	PHASE	PEDESTRIAN SIGNALS		
				SIGN	ARROW DIRECTION LOOKING AT PUSHBUTTON	INDICATION
PPB28	P01	270	2	R10-3	LEFT	RAPID TICK
PPB29	P08	270	2	R10-3	RIGHT	RAPID TICK
PPB46	P05	0	4	R10-3	RIGHT	RAPID TICK
PPB47	P06	90	4	R10-3	LEFT	RAPID TICK
PPB48	P03	180	4	R10-3	RIGHT	MESSAGE 1
PPB49	EX	90	4	-	EX	RAPID TICK
PPB66	P04	90	6	R10-3	LEFT	RAPID TICK
PPB67	P03	90	6	R10-3	RIGHGHT	MESSAGE 2


SEE STD PLAN 522b FOR PEDESTRIAN PUSHBUTTON ASSEMBLY
 0° AZIMUTH = NORTHBOUND
 MESSAGE 1: "WALK SIGN IS ON TO CROSS AIRPORT WAY SOUTH"
 MESSAGE 2: "WALK SIGN IS ON TO CROSS SOUTH LUCILE STREET"

SIGNS



90% SUBMITTAL NOT FOR CONSTRUCTION AUGUST 2023

APPROVED FOR ADVERTISING		INITIALS AND DATE	
DEPARTMENT OF FINANCE & ADMINISTRATIVE SERVICES SEATTLE, WASHINGTON 20		DESIGNED	REVIEWED:
		CHECKED	DES. CONST.
			SDOT PROJ. MGR.
		DRAWN	RECEIVED
		CHECKED	REVISED AS BUILT
BY: PURCHASING AND CONTRACTING		ALL WORK SHALL BE DONE IN ACCORDANCE WITH THE CITY OF SEATTLE STANDARD PLANS AND SPECIFICATIONS AND OTHER DOCUMENTS CALLED FOR IN SECTION 0-02.3 OF THE PROJECT MANUAL.	



Seattle Department of Transportation
 ORDINANCE NO. PW NO. 2023-026
 SCALE: NONE

GEORGETOWN TO DOWNTOWN PBL

PC	TRC1223
CO	TRC1223
VPI #	792-738
SG07	
SHEET 32 OF 79	

TRC1223-GEORGETOWN TO DOWNTOWN PBL PROJECT FILES\SHEETS\TRC1223_P-SIGL.DWG AUGUST 21, 2023 1:12PM

MADE	CHK'D	REV'D
NATURE	REVISIONS	
DATE	MARK	
VAULT SERIAL NO.	397254	

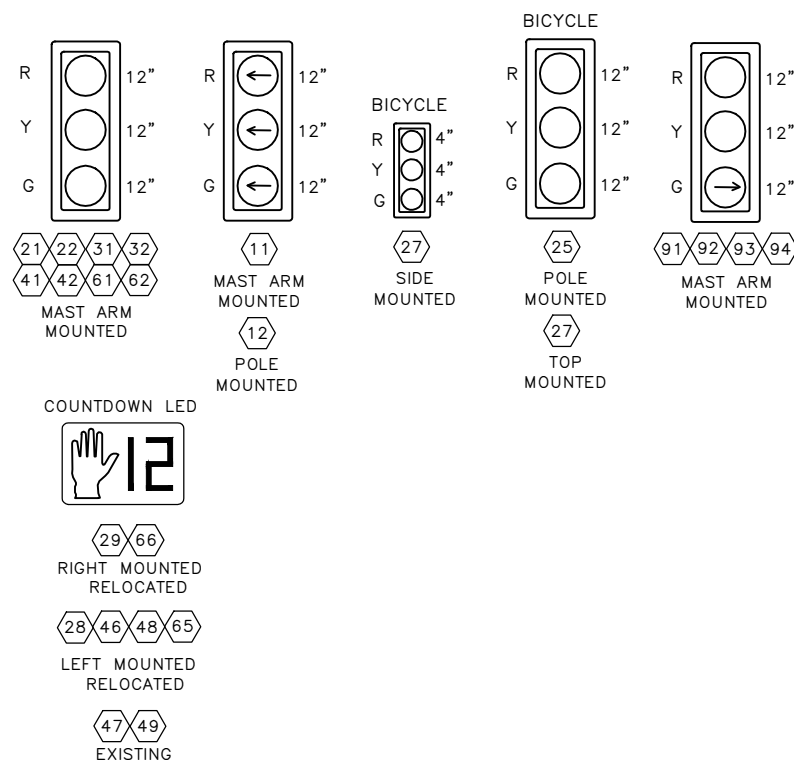
LOOP SCHEDULE

LOOP NO.	PHASE	NO. OF TURNS	TYPE	INDUCTANCE	NOTES
L11	1	4			
L12	1	4			
L13	1	4			
L11B	1	-	PARALLELOGRAM		
L12B	1	-	PARALLELOGRAM		
L21	2	4			
L22	2	4			
L23	2	4			
L21B	2	-	PARALLELOGRAM		
L22B	2	-	PARALLELOGRAM		
L31	3	4			
L32	3	4			
L41	4	4			
L42	4	4			
L43	4	4			
L63	6	4			
L63	6	4			
L63	6	4			
L91	9	4			
L92	9	4			
L93	9	4			

POLE/PEDESTAL SCHEDULE

POLE NO. "PSG05"	STATION/LOCATION AND OFFSET	POLE TYPE	LENGTH (FT)	FOUNDATION TYPE	MAST ARM LENGTH (FT)	LUMINAIRE ARM LENGTH (FT)	LUMINAIRE WATTAGE	LUMINAIRE MOUNTING HEIGHT (FT)
01	111+39.4, 71.9' RT	MAST ARM POLE	33.5	PER DETAIL	50	10.0	195/LED	35.0
02	111+37.9, 63' RT	AL PEDESTAL	12	STD PLAN 524	-	-	-	-
03	111+73.4, 28.8' LT	RELOCATED PEDESTAL	EX	STD PLAN NO. 524	-	-	-	-
04	112+13.5, 19.3' LT	DOUBLE MAST ARM POLE	33.5	PER DETAIL	30 20	-	-	-
05	112+52.4, 23.5' LT	RELOCATED PEDESTAL	EX	STD PLAN NO. 524	-	-	-	-
06	EX	EX WOOD POLE	EX	EX	-	EX	EX	EX
07	112+40.9, 49.5' RT	MAST ARM POLE	33.5	PER DETAIL	35	-	-	-
08	112+32.7, 62.1' RT	PPB POST	4.5	STD PLAN 521	-	-	-	-

SIGNAL HEAD DISPLAY



DATE	MARK	NATURE	MADE	CHK'D	REV'D

TRC1223-GEORGETOWN TO DOWNTOWN PBL\PROJECT FILES\CIVIL\02-SHEETS\TRC1223_P-SIGL.DWG
 AUGUST 21, 2023 1:12PM

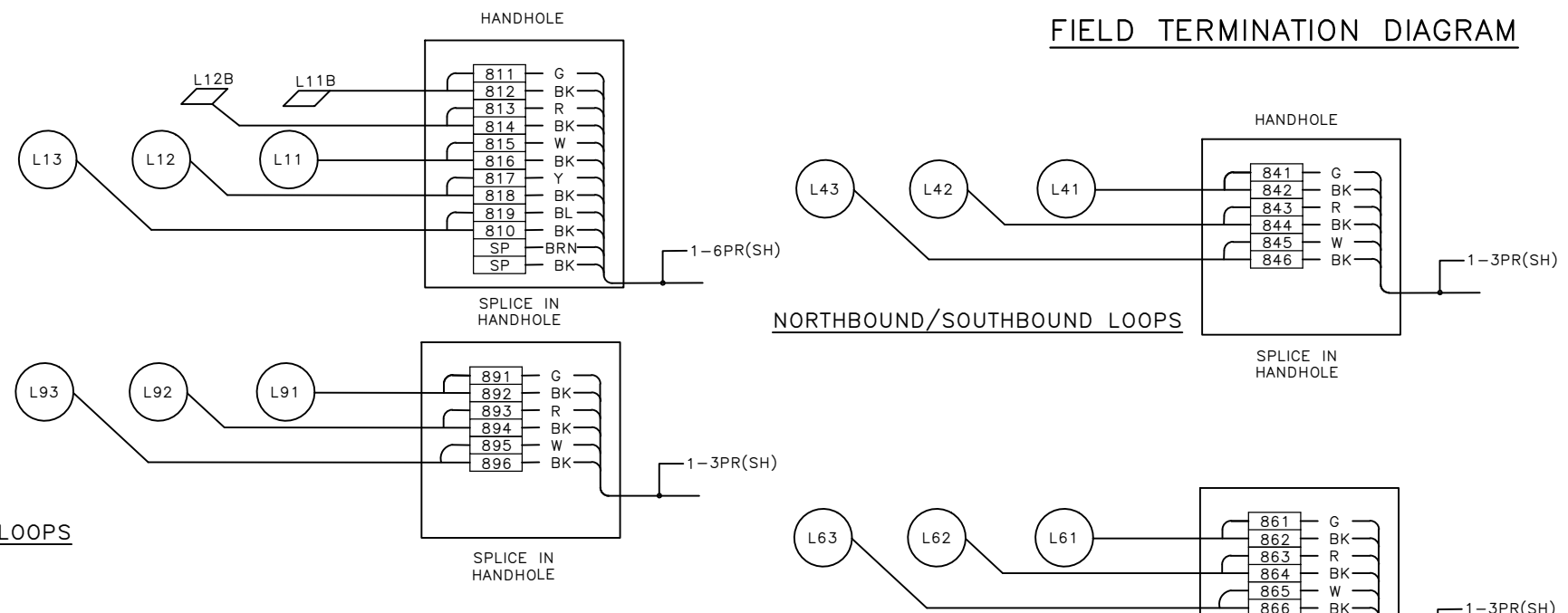
90% SUBMITTAL NOT FOR CONSTRUCTION AUGUST 2023

SIGNAL PLAN – S LUCILLE STREET SCHEDULES 02

APPROVED FOR ADVERTISING DEPARTMENT OF FINANCE & ADMINISTRATIVE SERVICES SEATTLE, WASHINGTON 20 BY: PURCHASING AND CONTRACTING	INITIALS AND DATE DESIGNED CHECKED	INITIALS AND DATE REVIEWED: DES. CONST. SDOT PROJ. MGR. RECEIVED REVISED AS BUILT		ORDINANCE NO. PW NO. 2023-026 SCALE: NONE	GEORGETOWN TO DOWNTOWN PBL	JOB NO. PC TRC1223 CO TRC1223 VPI # 792-738
						SHEET 33 OF 79 SG08

DATE	MARK	NATURE	MADE CHKD	REV'D
Vault Serial No.	392254			
DATE	MARK	NATURE	MADE CHKD	REV'D
REVISIONS				

FIELD TERMINATION DIAGRAM



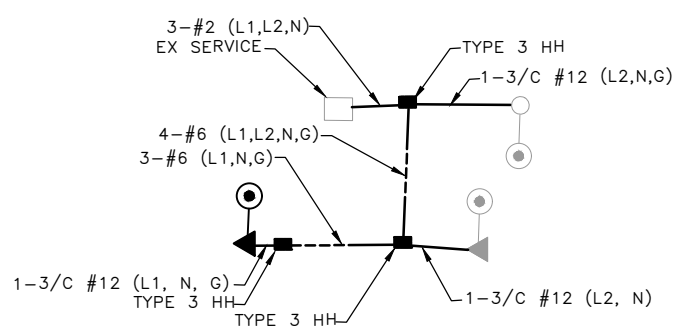
WESTBOUND LOOPS

NORTHBOUND/SOUTHBOUND LOOPS

NORTHBOUND LOOPS

SOUTHBOUND LOOPS

STREETLIGHT WIRING DIAGRAM



90% SUBMITTAL NOT FOR CONSTRUCTION AUGUST 2023

SIGNAL PLAN – S LUCILLE STREET FIELD TERMINATION DIAGRAM

APPROVED FOR ADVERTISING	INITIALS AND DATE	INITIALS AND DATE
DEPARTMENT OF FINANCE & ADMINISTRATIVE SERVICES SEATTLE, WASHINGTON 20	DESIGNED CHECKED	REVIEWED: DES. CONST. SDOT PROJ. MGR.
DRAWN CHECKED	RECEIVED	REVISED AS BUILT
BY:	ALL WORK SHALL BE DONE IN ACCORDANCE WITH THE CITY OF SEATTLE STANDARD PLANS AND SPECIFICATIONS AND OTHER DOCUMENTS CALLED FOR IN SECTION 0-02.3 OF THE PROJECT MANUAL.	

APPROVED FOR ADVERTISING	INITIALS AND DATE	INITIALS AND DATE
DEPARTMENT OF FINANCE & ADMINISTRATIVE SERVICES SEATTLE, WASHINGTON 20	DESIGNED CHECKED	REVIEWED: DES. CONST. SDOT PROJ. MGR.
DRAWN CHECKED	RECEIVED	REVISED AS BUILT
BY:	ALL WORK SHALL BE DONE IN ACCORDANCE WITH THE CITY OF SEATTLE STANDARD PLANS AND SPECIFICATIONS AND OTHER DOCUMENTS CALLED FOR IN SECTION 0-02.3 OF THE PROJECT MANUAL.	

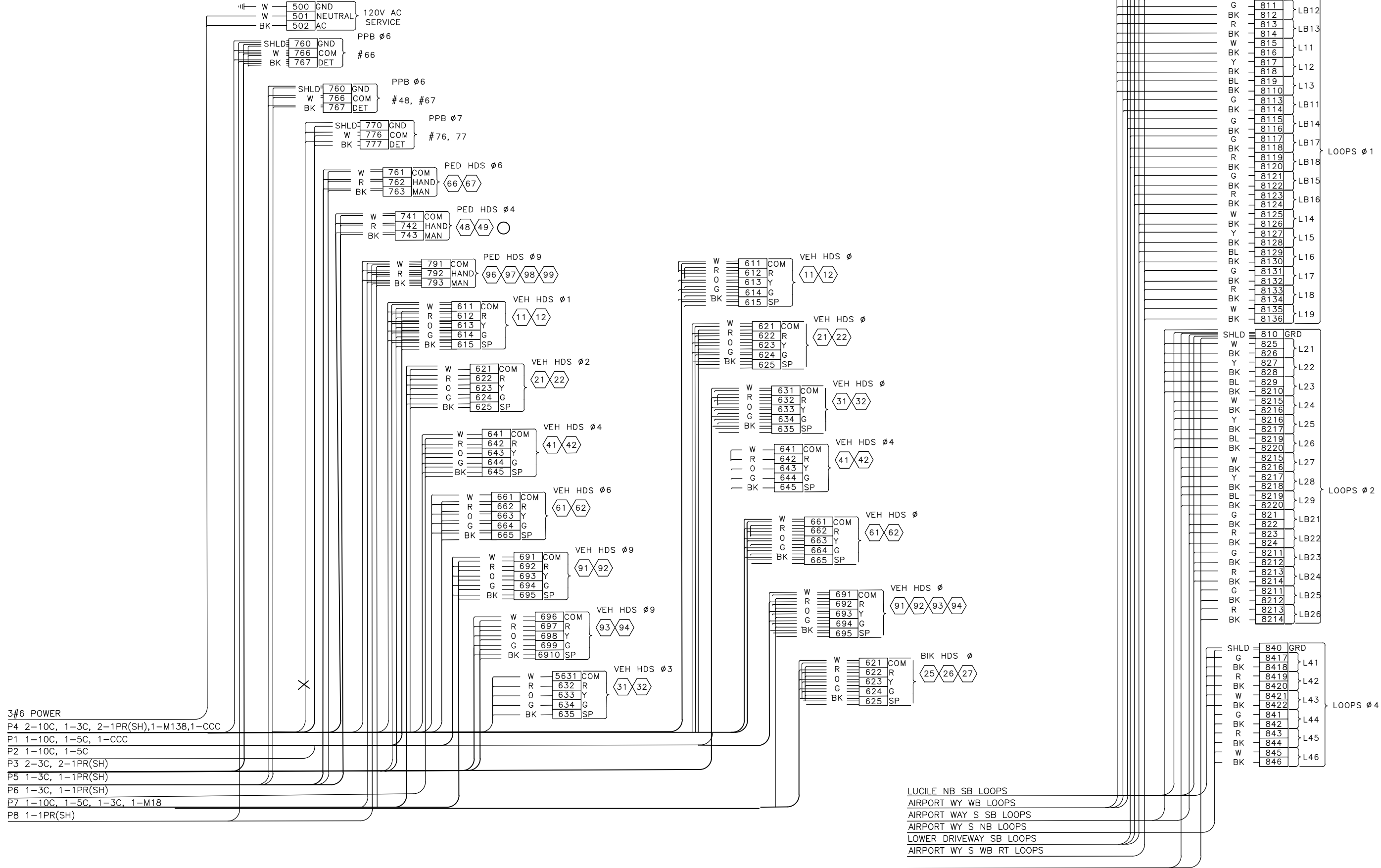


GEORGETOWN TO DOWNTOWN PBL

JOB	Pc TRC1223
	Co TRC1223
VPI #	792-738
	SG09
SHEET	34 OF 79

TRC1223-GEORGETOWN TO DOWNTOWN PBL PROJECT FILES\CIVIL\02-SHEETS\TRC1223_P-SIGL.DWG AUGUST 21, 2023 1:12PM

CABINET TERMINATION DIAGRAM



- 3#6 POWER
 P4 2-10C, 1-3C, 2-1PR(SH), 1-M138, 1-CCC
 P1 1-10C, 1-5C, 1-CCC
 P2 1-10C, 1-5C
 P3 2-3C, 2-1PR(SH)
 P5 1-3C, 1-1PR(SH)
 P6 1-3C, 1-1PR(SH)
 P7 1-10C, 1-5C, 1-3C, 1-M18
 P8 1-1PR(SH)

LUCILE NB SB LOOPS
 AIRPORT WY WB LOOPS
 AIRPORT WY S SB LOOPS
 AIRPORT WY S NB LOOPS
 LOWER DRIVEWAY SB LOOPS
 AIRPORT WY S WB RT LOOPS

90% SUBMITTAL NOT FOR CONSTRUCTION AUGUST 2023

SIGNAL PLAN - S LUCILLE STREET CABINET TERMINATION DIAGRAM

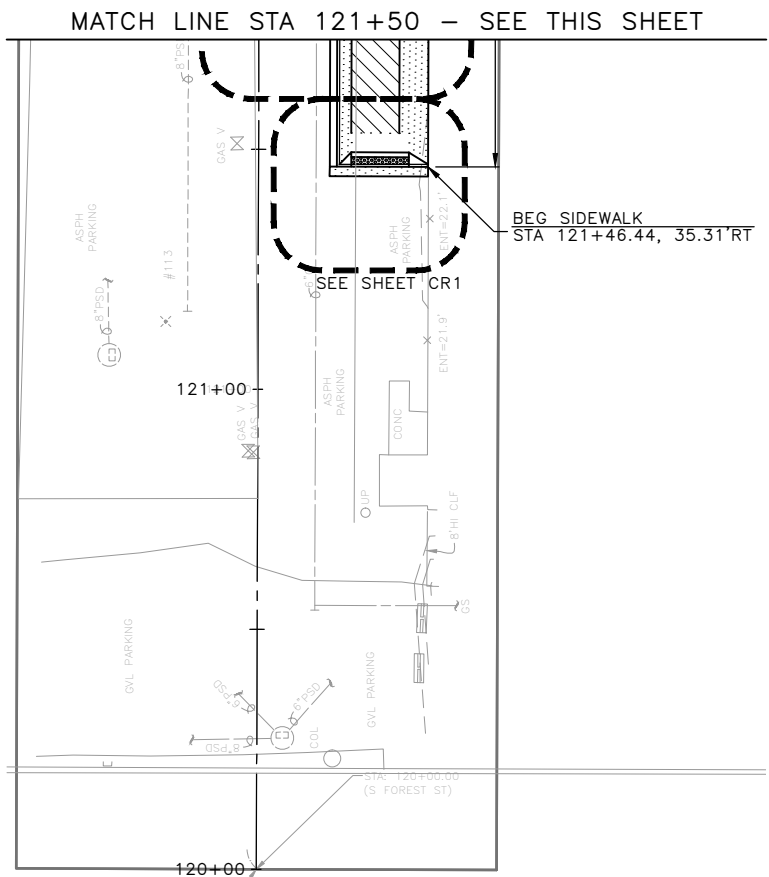
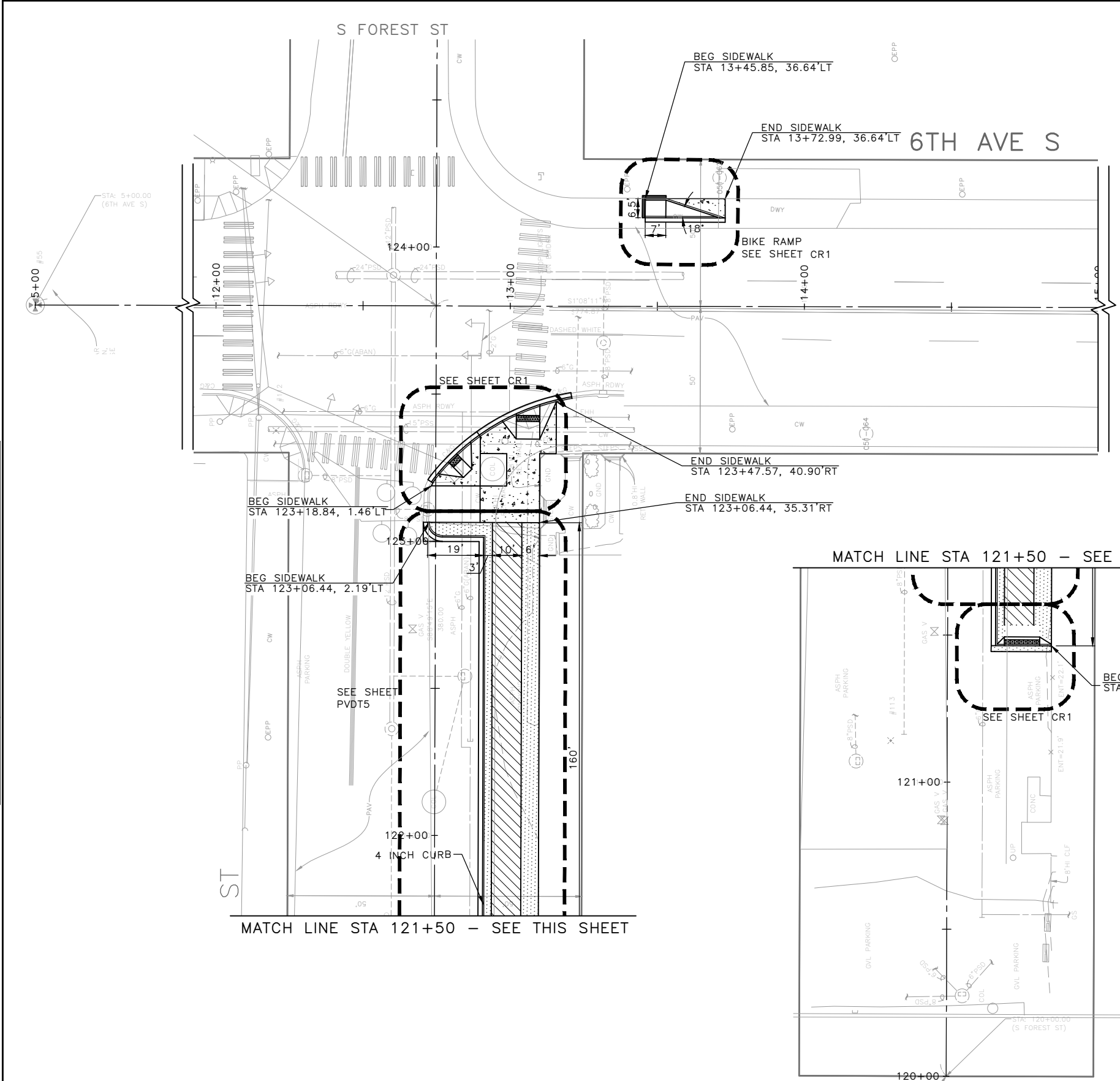
VAULT SERIAL NO.	DATE	NATURE	MADE	CHK'D	REV'D
59254					

TRC1223-GEORGETOWN TO DOWNTOWN PBL PROJECT FILES\CIVIL\02-SHEETS\TRC1223_P-SIGL.DWG AUGUST 21, 2023 1:12PM

APPROVED FOR ADVERTISING DEPARTMENT OF FINANCE & ADMINISTRATIVE SERVICES SEATTLE, WASHINGTON 20 BY: PURCHASING AND CONTRACTING	INITIALS AND DATE DESIGNED: CHECKED: DRAWN: CHECKED: RECEIVED AS BUILT	INITIALS AND DATE REVIEWED: DES. CONST. SDOT PROJ. MGR. RECEIVED REVISED AS BUILT		Seattle Department of Transportation ORDINANCE NO. PW NO. 2023-026 SCALE: NONE	GEORGETOWN TO DOWNTOWN PBL SHEET 35 OF 79	PC TRC1223 CO TRC1223 VPI # 792-738 SG10 SHEET 35 OF 79
--	---	--	--	--	---	---

VAULT SERIAL NO.	DATE	MARK	NATURE	MADE	CHK'D	REV'D
59254						
			REVISIONS			

TRC1223-GEORGETOWN TO DOWNTOWN PBL PROJECT FILES\CIVIL\02-SHEETS\TRC1223_P-ROAD.DWG
August 21 2023 1:57pm

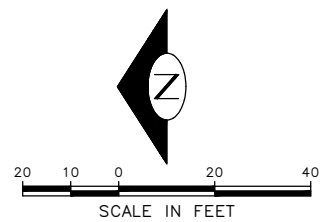


CONSTRUCTION NOTES

- ① DETECTABLE STRIP SEE DETAIL 1 ON SHEET PVDT01
- ② RELOCATE HYDRANT
- ③ CEMENT CONCRETE SEE DETAIL 2 ON SHEET PVDT01
- ④ REMOVE EXISTING GRATE AND REPLACE WITH VANED GRATE PER STD PLAN 265
- ⑤ REMOVE EXISTING GRATE AND REPLACED WITH VANED GRATE PER STD PLAN 266

PAVING LEGEND

- 10" ROADWAY CEM CONC (24 HR HES), OVER 6" MNRL AGG TYPE 2
- 8" CEM CONC DRIVEWAY (24 HR HES), PER STD PLAN 430
- SIDEWALK CEM CONC W/25% POZZOLANS, PER STD PLANS 420 & 421
- 2" HMA CL1/2" OVER 4" MNRL AGG TYPE 2
- 3" HMA CL1/2" OVER 4" MNRL AGG TYPE 2
- 6" HMA CL1/2" OVER 4" MNRL AGG TYPE 2
- WMA CL 1/2" OVER 10" RDWY CEM CONC BASE (HES), OVER 6" MNRL AGG TYPE 2.
- 3" CONC TRUCK APRON
- LANDSCAPE RESTORATION TO BE DETERMINED
- CEM CONC CURB & GUTTER W/25% POZZOLANS, PER STD PLAN 410B
- CURB RAMP W/25% POZZOLANS, PER CR PLANS (REM SIDEWALK)
- PRE-CAST CURB



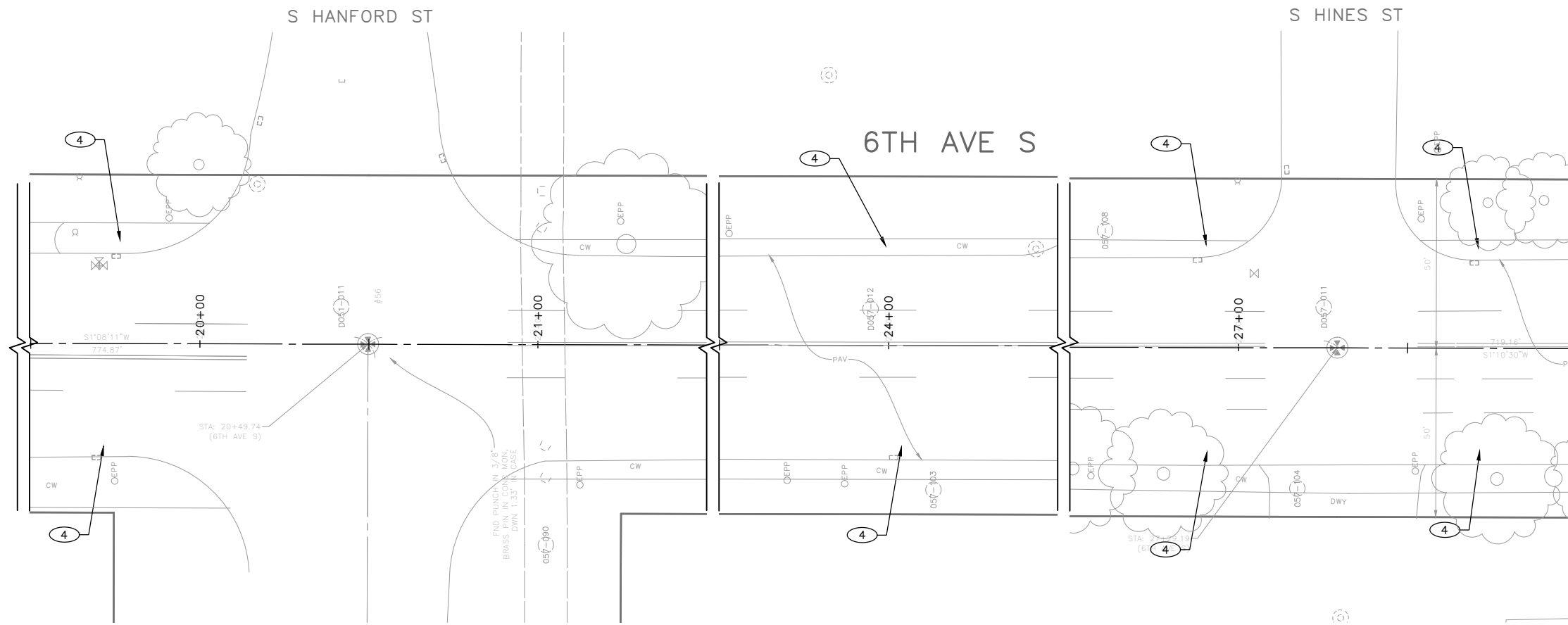
90% SUBMITTAL NOT FOR CONSTRUCTION AUGUST 2023

PAVING PLAN 01

APPROVED FOR ADVERTISING DEPARTMENT OF FINANCE & ADMINISTRATIVE SERVICES SEATTLE, WASHINGTON 20 BY: PURCHASING AND CONTRACTING	INITIALS AND DATE DESIGNED: _____ CHECKED: _____ DRAWN: _____ CHECKED: _____	INITIALS AND DATE REVIEWED: _____ DES. CONST. _____ SDOT PROJ. MGR. _____ RECEIVED _____ REVISED AS BUILT _____	 Seattle Department of Transportation ORDINANCE NO. _____ PW NO. 2023-026 SCALE: 1"=20'
GEORGETOWN TO DOWNTOWN PBL			SHEET 36 OF 79

TRC1223-GEORGETOWN TO DOWNTOWN PBL\PROJECT FILES\CIVIL\02-SHEETS\TRC1223_P-ROAD.DWG
August 21 2023 1:57pm

VAULT SERIAL NO.	DATE	MARK	NATURE	MADE CHKD	REV'D
39254					

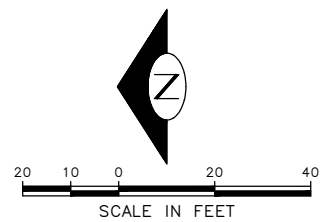


CONSTRUCTION NOTES

- ① DETECTABLE STRIP SEE DETAIL 1 ON SHEET PVDT01
- ② RELOCATE HYDRANT
- ③ CEMENT CONCRETE SEE DETAIL 2 ON SHEET PVDT01
- ④ REMOVE EXISTING GRATE AND REPLACE WITH VANED GRATE PER STD PLAN 265
- ⑤ REMOVE EXISTING GRATE AND REPLACED WITH VANED GRATE PER STD PLAN 266

PAVING LEGEND

- 10" ROADWAY CEM CONC (24 HR HES), OVER 6" MNRL AGG TYPE 2
- 8" CEM CONC DRIVEWAY (24 HR HES), PER STD PLAN 430
- SIDEWALK CEM CONC W/25% POZZOLANS, PER STD PLANS 420 & 421
- 2" HMA CL1/2" OVER 4" MNRL AGG TYPE 2
- 3" HMA CL1/2" OVER 4" MNRL AGG TYPE 2
- 6" HMA CL1/2" OVER 4" MNRL AGG TYPE 2
- WMA CL 1/2" OVER 10" RDWY CEM CONC BASE (HES), OVER 6" MNRL AGG TYPE 2.
- 3" CONC TRUCK APRON
- LANDSCAPE RESTORATION TO BE DETERMINED
- CEM CONC CURB & GUTTER W/25% POZZOLANS, PER STD PLAN 410B
- CURB RAMP W/25% POZZOLANS, PER CR PLANS (REM SIDEWALK)
- PRE-CAST CURB



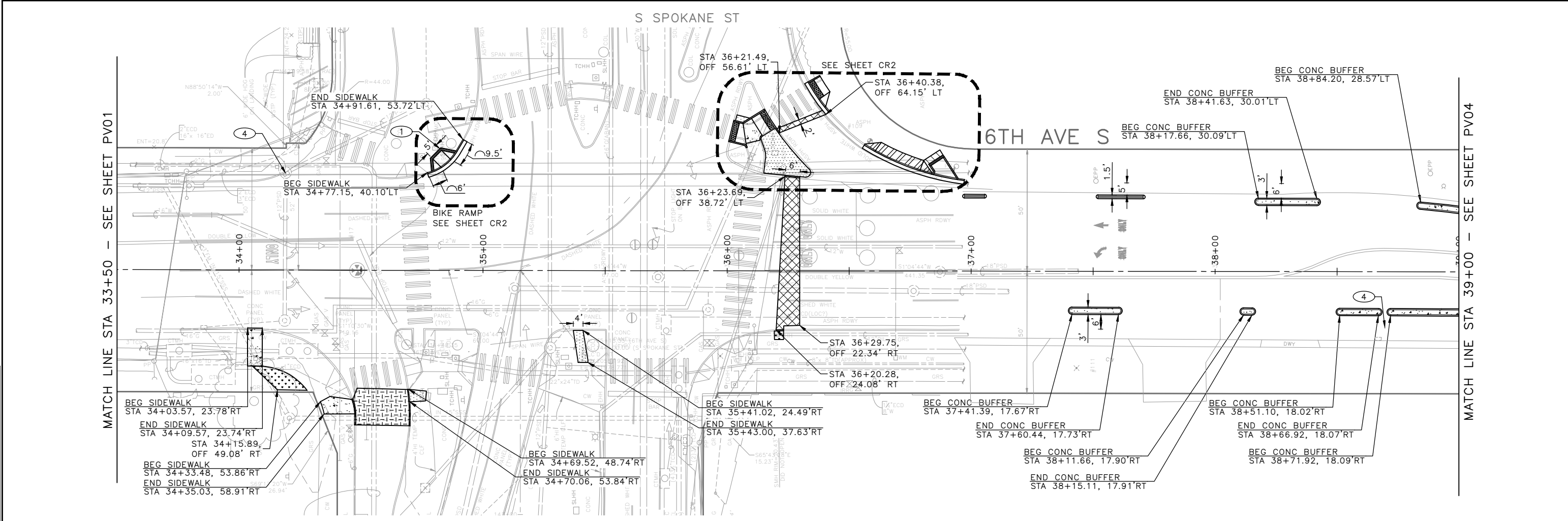
90% SUBMITTAL NOT FOR CONSTRUCTION AUGUST 2023

PAVING PLAN 02

<p>APPROVED FOR ADVERTISING</p> <p>DEPARTMENT OF FINANCE & ADMINISTRATIVE SERVICES SEATTLE, WASHINGTON 20</p> <p>BY: PURCHASING AND CONTRACTING</p>	<table border="1" style="width: 100%; border-collapse: collapse;"> <tr> <td style="width: 50%;">INITIALS AND DATE</td> <td style="width: 50%;">INITIALS AND DATE</td> </tr> <tr> <td>DESIGNED</td> <td>REVIEWED:</td> </tr> <tr> <td>CHECKED</td> <td>DES. CONST.</td> </tr> <tr> <td></td> <td>SDOT PROJ. MGR.</td> </tr> <tr> <td>DRAWN</td> <td>RECEIVED</td> </tr> <tr> <td>CHECKED</td> <td>REVISED AS BUILT</td> </tr> </table> <p>ALL WORK SHALL BE DONE IN ACCORDANCE WITH THE CITY OF SEATTLE STANDARD PLANS AND SPECIFICATIONS AND OTHER DOCUMENTS CALLED FOR IN SECTION 0-02.3 OF THE PROJECT MANUAL.</p>	INITIALS AND DATE	INITIALS AND DATE	DESIGNED	REVIEWED:	CHECKED	DES. CONST.		SDOT PROJ. MGR.	DRAWN	RECEIVED	CHECKED	REVISED AS BUILT		<p>ORDINANCE NO. PW NO. 2023-026</p> <p>SCALE: 1"=20'</p>	<p>GEORGETOWN TO DOWNTOWN PBL</p>	<table border="1" style="width: 100%; border-collapse: collapse;"> <tr> <td>PC</td> <td>TRC1223</td> </tr> <tr> <td>CO</td> <td>TRC1223</td> </tr> <tr> <td>VPI #</td> <td>792-738</td> </tr> <tr> <td colspan="2" style="text-align: center; font-size: 1.2em;">PV02</td> </tr> <tr> <td colspan="2" style="text-align: center;">SHEET 37 OF 79</td> </tr> </table>	PC	TRC1223	CO	TRC1223	VPI #	792-738	PV02		SHEET 37 OF 79	
INITIALS AND DATE	INITIALS AND DATE																										
DESIGNED	REVIEWED:																										
CHECKED	DES. CONST.																										
	SDOT PROJ. MGR.																										
DRAWN	RECEIVED																										
CHECKED	REVISED AS BUILT																										
PC	TRC1223																										
CO	TRC1223																										
VPI #	792-738																										
PV02																											
SHEET 37 OF 79																											

VAULT SERIAL NO.	DATE	MARK	NATURE	MADE CHKD REV'D
59254				

TRC1223-GEORGETOWN TO DOWNTOWN PBL PROJECT FILES\CIVIL\02-SHEETS\TRC1223_P-ROAD.DWG
August 21 2023 1:58pm



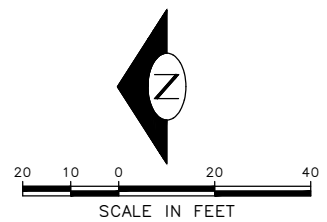
CONSTRUCTION NOTES

- ① DETECTABLE STRIP SEE DETAIL 1 ON SHEET PVDT01
- ② RELOCATE HYDRANT
- ③ CEMENT CONCRETE SEE DETAIL 2 ON SHEET PVDT01
- ④ REMOVE EXISTING GRATE AND REPLACE WITH VANED GRATE PER STD PLAN 265
- ⑤ REMOVE EXISTING GRATE AND REPLACED WITH VANED GRATE PER STD PLAN 266

PAVING LEGEND

- 10" ROADWAY CEM CONC (24 HR HES), OVER 6" MNRL AGG TYPE 2
- 8" CEM CONC DRIVEWAY (24 HR HES), PER STD PLAN 430
- SIDEWALK CEM CONC W/25% POZZOLANS, PER STD PLANS 420 & 421
- 2" HMA CL 1/2" OVER 4" MNRL AGG TYPE 2
- 3" HMA CL 1/2" OVER 4" MNRL AGG TYPE 2
- 6" HMA CL 1/2" OVER 4" MNRL AGG TYPE 2
- WMA CL 1/2" OVER 10" RDWY CEM CONC BASE (24HR HES), OVER 6" MNRL AGG TYPE 2.
- 3" CONC TRUCK APRON
- LANDSCAPE RESTORATION TO BE DETERMINED
- CEM CONC CURB & GUTTER W/25% POZZOLANS, PER STD PLAN 410B
- CURB RAMP W/25% POZZOLANS, PER CR PLANS (REM SIDEWALK)

90% SUBMITTAL NOT FOR CONSTRUCTION AUGUST 2023



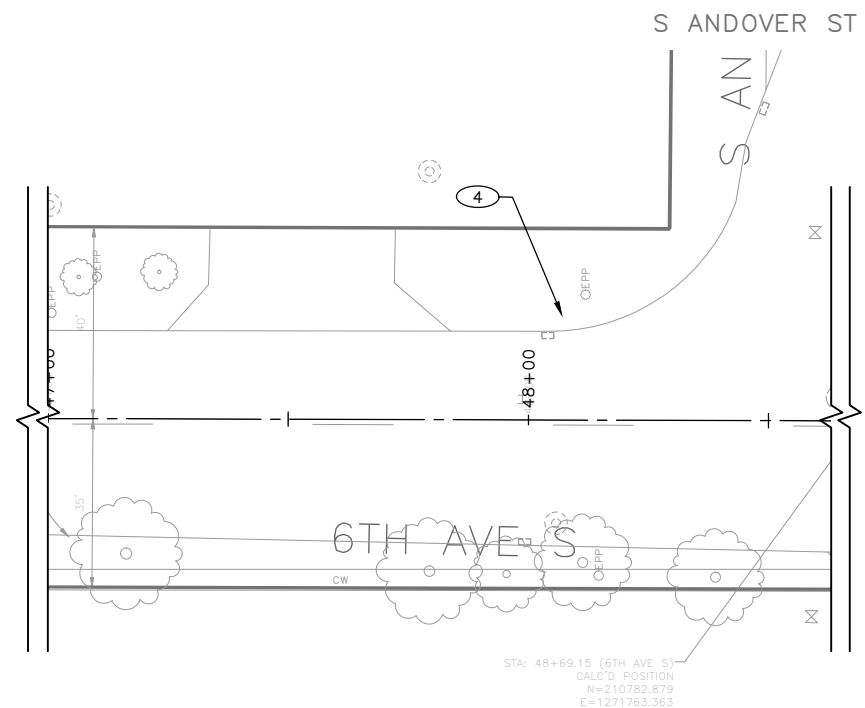
SCALE IN FEET

PAVING PLAN 02

APPROVED FOR ADVERTISING DEPARTMENT OF FINANCE & ADMINISTRATIVE SERVICES SEATTLE, WASHINGTON 20 BY: PURCHASING AND CONTRACTING	INITIALS AND DATE DESIGNED CHECKED	INITIALS AND DATE REVIEWED: DES. CONST. SDOT PROJ. MGR. RECEIVED REVISED AS BUILT			GEORGETOWN TO DOWNTOWN PBL	PC TRC1223 CO TRC1223 VPI # 792-738 PV02 SHEET 37 OF 79
	ALL WORK SHALL BE DONE IN ACCORDANCE WITH THE CITY OF SEATTLE STANDARD PLANS AND SPECIFICATIONS AND OTHER DOCUMENTS CALLED FOR IN SECTION 0-02.3 OF THE PROJECT MANUAL.	ORDINANCE NO. PW NO. 2023-026 SCALE: 1"=20'				

VAULT SERIAL NO.	DATE	MARK	NATURE	MADE	CHK'D	REV'D
59254						

TRC1223-GEORGETOWN TO DOWNTOWN PBL PROJECT FILES\CIVIL\02-SHEETS\TRC1223_P-ROAD.DWG
August 21, 2023 1:59pm

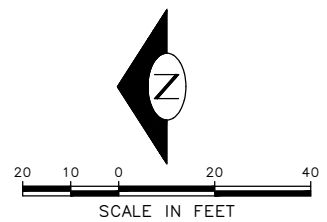
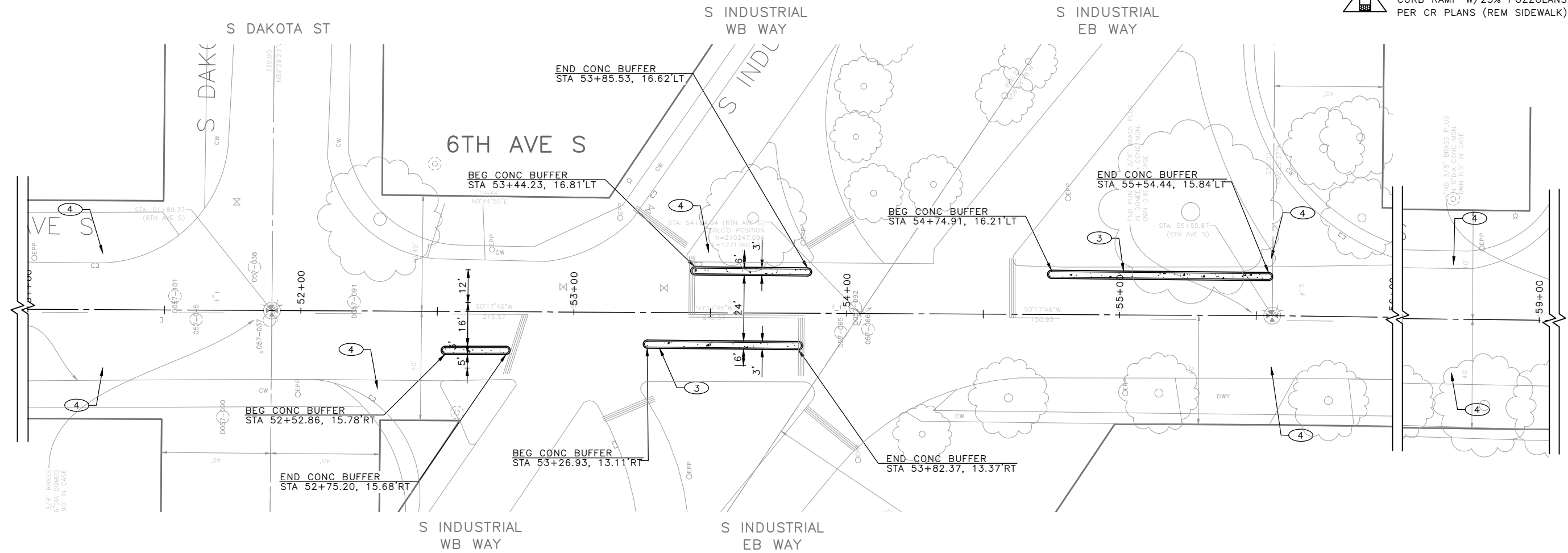


CONSTRUCTION NOTES

- ① DETECTABLE STRIP SEE DETAIL 1 ON SHEET PVDTO1
- ② RELOCATE HYDRANT
- ③ CEMENT CONCRETE SEE DETAIL 2 ON SHEET PVDTO1
- ④ REMOVE EXISTING GRATE AND REPLACE WITH VANED GRATE PER STD PLAN 265
- ⑤ REMOVE EXISTING GRATE AND REPLACED WITH VANED GRATE PER STD PLAN 266

PAVING LEGEND

- 10" ROADWAY CEM CONC (24 HR HES), OVER 6" MNRL AGG TYPE 2
- 8" CEM CONC DRIVEWAY (24 HR HES), PER STD PLAN 430
- SIDEWALK CEM CONC W/25% POZZOLANS, PER STD PLANS 420 & 421
- 2" HMA CL1/2" OVER 4" MNRL AGG TYPE 2
- 3" HMA CL1/2" OVER 4" MNRL AGG TYPE 2
- 6" HMA CL1/2" OVER 4" MNRL AGG TYPE 2
- WMA CL 1/2" OVER 10" RDWY CEM CONC BASE (24HR HES), OVER 6" MNRL AGG TYPE 2.
- 3" CONC TRUCK APRON
- LANDSCAPE RESTORATION TO BE DETERMINED
- CEM CONC CURB & GUTTER W/25% POZZOLANS, PER STD PLAN 410B
- CURB RAMP W/25% POZZOLANS, PER CR PLANS (REM SIDEWALK)



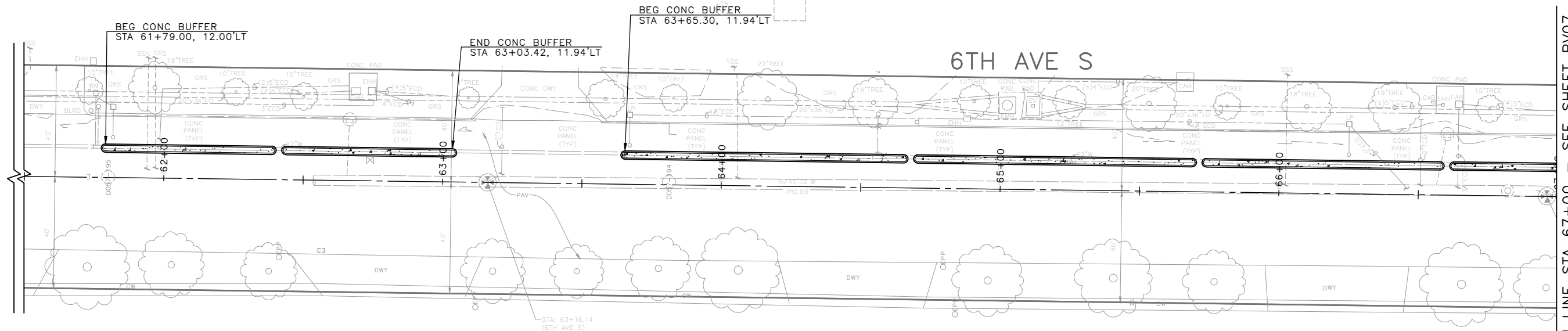
90% SUBMITTAL NOT FOR CONSTRUCTION AUGUST 2023

PAVING PLAN 04

<p>APPROVED FOR ADVERTISING</p> <p>DEPARTMENT OF FINANCE & ADMINISTRATIVE SERVICES SEATTLE, WASHINGTON 20</p> <p>BY:</p> <p>PURCHASING AND CONTRACTING</p>	<p>INITIALS AND DATE</p> <table border="1" style="width: 100%; border-collapse: collapse;"> <tr> <td style="width: 50%;">DESIGNED CHECKED</td> <td style="width: 50%;">REVIEWED: DES. CONST. SDOT PROJ. MGR.</td> </tr> <tr> <td style="width: 50%;">DRAWN CHECKED</td> <td style="width: 50%;">RECEIVED REVISED AS BUILT</td> </tr> </table> <p>ALL WORK SHALL BE DONE IN ACCORDANCE WITH THE CITY OF SEATTLE STANDARD PLANS AND SPECIFICATIONS AND OTHER DOCUMENTS CALLED FOR IN SECTION 0-02.3 OF THE PROJECT MANUAL.</p>	DESIGNED CHECKED	REVIEWED: DES. CONST. SDOT PROJ. MGR.	DRAWN CHECKED	RECEIVED REVISED AS BUILT		<p>ORDINANCE NO. PW NO. 2023-026</p> <p>SCALE: 1"=20'</p>	<p>GEORGETOWN TO DOWNTOWN PBL</p>	<table border="1" style="width: 100%; border-collapse: collapse;"> <tr> <td style="width: 20%;">JOB #</td> <td style="width: 80%;">PC TRC1223 CO TRC1223</td> </tr> <tr> <td>VPI #</td> <td>792-738</td> </tr> <tr> <td colspan="2" style="text-align: center;">PV04</td> </tr> <tr> <td colspan="2" style="text-align: center;">SHEET 39 OF 79</td> </tr> </table>	JOB #	PC TRC1223 CO TRC1223	VPI #	792-738	PV04		SHEET 39 OF 79	
DESIGNED CHECKED	REVIEWED: DES. CONST. SDOT PROJ. MGR.																
DRAWN CHECKED	RECEIVED REVISED AS BUILT																
JOB #	PC TRC1223 CO TRC1223																
VPI #	792-738																
PV04																	
SHEET 39 OF 79																	

VAULT SERIAL NO.	DATE	MARK	NATURE	MADE CHK'D	REV'D
59254					

TRC1223-GEORGETOWN TO DOWNTOWN PBL PROJECT FILES\CIVIL\02-SHEETS\TRC1223_P-ROAD.DWG
August 21 2023 1:59pm



MATCH LINE STA 67+00 - SEE SHEET PV07

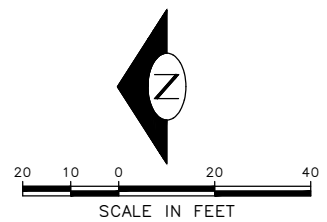
CONSTRUCTION NOTES

- ① DETECTABLE STRIP SEE DETAIL 1 ON SHEET PVDT01
- ② RELOCATE HYDRANT
- ③ CEMENT CONCRETE SEE DETAIL 2 ON SHEET PVDT01
- ④ REMOVE EXISTING GRATE AND REPLACE WITH VANED GRATE PER STD PLAN 265
- ⑤ REMOVE EXISTING GRATE AND REPLACED WITH VANED GRATE PER STD PLAN 266

PAVING LEGEND

- 10" ROADWAY CEM CONC (24 HR HES), OVER 6" MNRL AGG TYPE 2
- 8" CEM CONC DRIVEWAY (24 HR HES), PER STD PLAN 430
- SIDEWALK CEM CONC W/25% POZZOLANS, PER STD PLANS 420 & 421
- 2" HMA CL 1/2" OVER 4" MNRL AGG TYPE 2
- 3" HMA CL 1/2" OVER 4" MNRL AGG TYPE 2
- 6" HMA CL 1/2" OVER 4" MNRL AGG TYPE 2
- WMA CL 1/2" OVER 10" RDWY CEM CONC BASE (24HR HES), OVER 6" MNRL AGG TYPE 2.
- 3" CONC TRUCK APRON
- LANDSCAPE RESTORATION TO BE DETERMINED
- CEM CONC CURB & GUTTER W/25% POZZOLANS, PER STD PLAN 410B
- CURB RAMP W/25% POZZOLANS, PER CR PLANS (REM SIDEWALK)

90% SUBMITTAL NOT FOR CONSTRUCTION AUGUST 2023

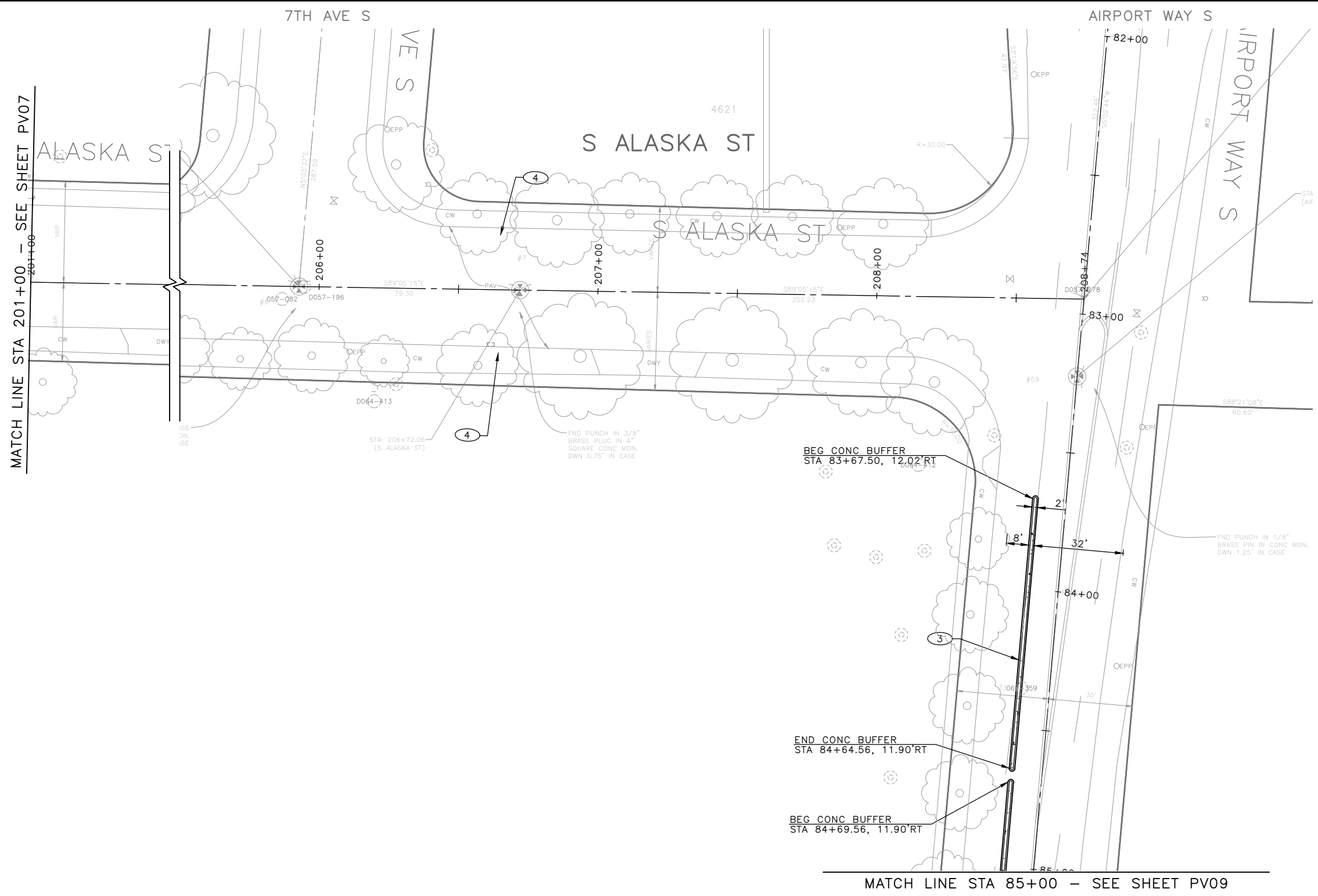


SCALE IN FEET

PAVING PLAN 05

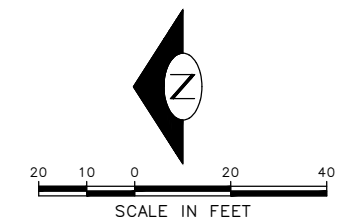
APPROVED FOR ADVERTISING DEPARTMENT OF FINANCE & ADMINISTRATIVE SERVICES SEATTLE, WASHINGTON 20	INITIALS AND DATE DESIGNED CHECKED	INITIALS AND DATE REVIEWED: DES. CONST. SDOT PROJ. MGR.			GEORGETOWN TO DOWNTOWN PBL	JOB # PC TRC1223 CO TRC1223
	DRAWN CHECKED	RECEIVED REVISED AS BUILT				ORDINANCE NO. PW NO. 2023-026 SCALE: 1"=20'
ALL WORK SHALL BE DONE IN ACCORDANCE WITH THE CITY OF SEATTLE STANDARD PLANS AND SPECIFICATIONS AND OTHER DOCUMENTS CALLED FOR IN SECTION 0-02.3 OF THE PROJECT MANUAL.						SHEET 40 OF 79

VAULT SERIAL NO.	DATE	MARK	NATURE	MADE CHKD	REV'D
59254					



- ### CONSTRUCTION NOTES
- ① DETECTABLE STRIP SEE DETAIL 1 ON SHEET PVDT01
 - ② RELOCATE HYDRANT
 - ③ CEMENT CONCRETE SEE DETAIL 2 ON SHEET PVDT01
 - ④ REMOVE EXISTING GRATE AND REPLACE WITH VANED GRATE PER STD PLAN 265
 - ⑤ REMOVE EXISTING GRATE AND REPLACED WITH VANED GRATE PER STD PLAN 266

- ### PAVING LEGEND
- 10" ROADWAY CEM CONC (24 HR HES), OVER 6" MNRL AGG TYPE 2
 - 8" CEM CONC DRIVEWAY (24 HR HES), PER STD PLAN 430
 - SIDEWALK CEM CONC W/25% POZZOLANS, PER STD PLANS 420 & 421
 - 2" HMA CL1/2" OVER 4" MNRL AGG TYPE 2
 - 3" HMA CL1/2" OVER 4" MNRL AGG TYPE 2
 - 6" HMA CL1/2" OVER 4" MNRL AGG TYPE 2
 - WMA CL 1/2" OVER 10" RDWY CEM CONC BASE (24HR HES), OVER 6" MNRL AGG TYPE 2.
 - 3" CONC TRUCK APRON
 - LANDSCAPE RESTORATION TO BE DETERMINED
 - CEM CONC CURB & GUTTER W/25% POZZOLANS, PER STD PLAN 410B
 - CURB RAMP W/25% POZZOLANS, PER CR PLANS (REM SIDEWALK)



90% SUBMITTAL NOT FOR CONSTRUCTION AUGUST 2023

APPROVED FOR ADVERTISING		INITIALS AND DATE	INITIALS AND DATE
DEPARTMENT OF FINANCE & ADMINISTRATIVE SERVICES SEATTLE, WASHINGTON 20		DESIGNED CHECKED	REVIEWED: DES. CONST. SDOT PROJ. MGR.
DRAWN CHECKED		RECEIVED	REVISED AS BUILT
BY:		ALL WORK SHALL BE DONE IN ACCORDANCE WITH THE CITY OF SEATTLE STANDARD PLANS AND SPECIFICATIONS AND OTHER DOCUMENTS CALLED FOR IN SECTION 0-02.3 OF THE PROJECT MANUAL.	



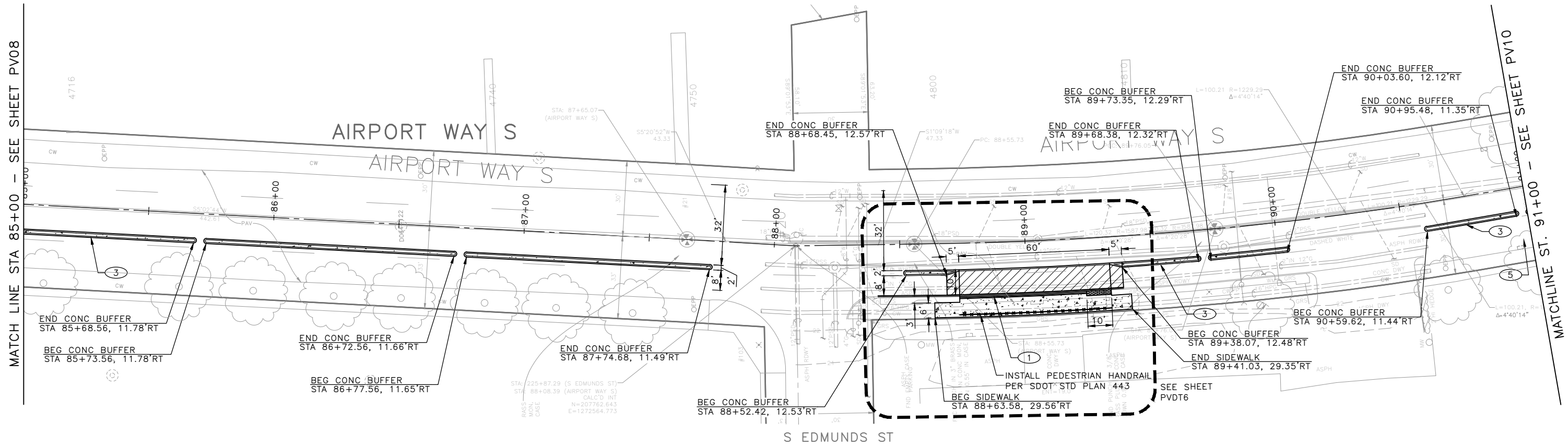
Seattle Department of Transportation
 ORDINANCE NO. PW NO. 2023-026
 SCALE: 1"=20'

GEORGETOWN TO DOWNTOWN PBL

PC	TRC1223
CO	TRC1223
VPI #	792-738
PV07	
SHEET 42 OF 79	

TRC1223-GEORGETOWN TO DOWNTOWN PBL\PROJECT FILES\CIVIL\02-SHEETS\TRC1223_P-ROAD.DWG August 21 2023 2:00pm

MADE	CHK'D	REV'D
NATURE	DATE	MARK
REVISIONS	DATE	MARK
VAULT SERIAL NO.	DATE	MARK
39254		



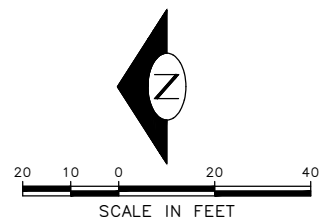
CONSTRUCTION NOTES

- ① DETECTABLE STRIP SEE DETAIL 1 ON SHEET PVDT01
- ② RELOCATE HYDRANT
- ③ CEMENT CONCRETE SEE DETAIL 2 ON SHEET PVDT01
- ④ REMOVE EXISTING GRATE AND REPLACE WITH VANED GRATE PER STD PLAN 265
- ⑤ REMOVE EXISTING GRATE AND REPLACED WITH VANED GRATE PER STD PLAN 266

PAVING LEGEND

- 10" ROADWAY CEM CONC (24 HR HES), OVER 6" MNRL AGG TYPE 2
- 8" CEM CONC DRIVEWAY (24 HR HES), PER STD PLAN 430
- SIDEWALK CEM CONC W/25% POZZOLANS, PER STD PLANS 420 & 421
- 2" HMA CL1/2" OVER 4" MNRL AGG TYPE 2
- 3" HMA CL1/2" OVER 4" MNRL AGG TYPE 2
- 6" HMA CL1/2" OVER 4" MNRL AGG TYPE 2
- WMA CL 1/2" OVER 10" RDWY CEM CONC BASE (24HR HES), OVER 6" MNRL AGG TYPE 2.
- 3" CONC TRUCK APRON
- LANDSCAPE RESTORATION TO BE DETERMINED
- CEM CONC CURB & GUTTER W/25% POZZOLANS, PER STD PLAN 410B
- CURB RAMP W/25% POZZOLANS, PER CR PLANS (REM SIDEWALK)

90% SUBMITTAL NOT FOR CONSTRUCTION AUGUST 2023



SCALE IN FEET

PAVING PLAN 08

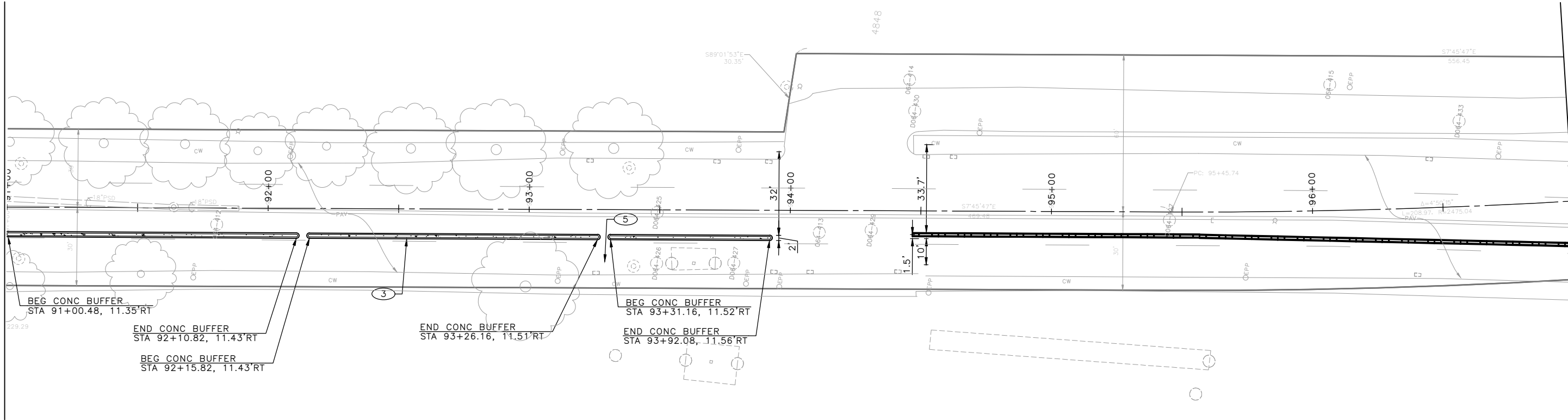
<p>APPROVED FOR ADVERTISING</p> <p>DEPARTMENT OF FINANCE & ADMINISTRATIVE SERVICES SEATTLE, WASHINGTON 20</p> <p>BY:</p> <p>PURCHASING AND CONTRACTING</p>	<p>INITIALS AND DATE</p> <table border="1" style="width: 100%; border-collapse: collapse;"> <tr> <td>DESIGNED CHECKED</td> <td>INITIALS AND DATE</td> <td>REVIEWED: DES. CONST.</td> <td>INITIALS AND DATE</td> </tr> <tr> <td>DRAWN CHECKED</td> <td>RECEIVED</td> <td>SDOT PROJ. MGR.</td> <td>REVISED AS BUILT</td> </tr> </table> <p>ALL WORK SHALL BE DONE IN ACCORDANCE WITH THE CITY OF SEATTLE STANDARD PLANS AND SPECIFICATIONS AND OTHER DOCUMENTS CALLED FOR IN SECTION 0-02.3 OF THE PROJECT MANUAL.</p>	DESIGNED CHECKED	INITIALS AND DATE	REVIEWED: DES. CONST.	INITIALS AND DATE	DRAWN CHECKED	RECEIVED	SDOT PROJ. MGR.	REVISED AS BUILT		<p>ORDINANCE NO. PW NO. 2023-026</p> <p>SCALE: 1"=20'</p>	<p>GEORGETOWN TO DOWNTOWN PBL</p>	<table border="1" style="width: 100%; border-collapse: collapse;"> <tr> <td>JOB #</td> <td>PC TRC1223</td> </tr> <tr> <td></td> <td>CO TRC1223</td> </tr> <tr> <td>VPI #</td> <td>792-738</td> </tr> <tr> <td></td> <td>PV08</td> </tr> <tr> <td>SHEET</td> <td>43 OF 79</td> </tr> </table>	JOB #	PC TRC1223		CO TRC1223	VPI #	792-738		PV08	SHEET	43 OF 79
DESIGNED CHECKED	INITIALS AND DATE	REVIEWED: DES. CONST.	INITIALS AND DATE																				
DRAWN CHECKED	RECEIVED	SDOT PROJ. MGR.	REVISED AS BUILT																				
JOB #	PC TRC1223																						
	CO TRC1223																						
VPI #	792-738																						
	PV08																						
SHEET	43 OF 79																						

TRC1223-GEORGETOWN TO DOWNTOWN PBL PROJECT FILES\CIVIL\02-SHEETS\TRC1223_P-ROAD.DWG August 21 2023 2:00pm

TRC1223-GEORGETOWN TO DOWNTOWN PBL\PROJECT FILES\CIVIL\02-SHEETS\TRC1223_P-ROAD.DWG
August 21 2023 2:00pm

VAULT SERIAL NO.	DATE	MARK	NATURE	MADE CHKD REV'D
59254			REVISIONS	

MATCH LINE STA 91+00 - SEE SHEET PV09



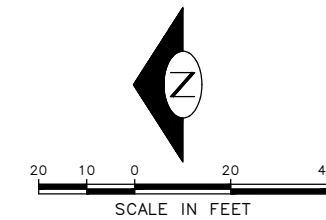
MATCHLINE ST. 97+00 - SEE SHEET PV11

CONSTRUCTION NOTES

- ① DETECTABLE STRIP SEE DETAIL 1 ON SHEET PVDT01
- ② RELOCATE HYDRANT
- ③ CEMENT CONCRETE SEE DETAIL 2 ON SHEET PVDT01
- ④ REMOVE EXISTING GRATE AND REPLACE WITH VANED GRATE PER STD PLAN 265
- ⑤ REMOVE EXISTING GRATE AND REPLACED WITH VANED GRATE PER STD PLAN 266

PAVING LEGEND

- 10" ROADWAY CEM CONC (24 HR HES), OVER 6" MNRL AGG TYPE 2
- 8" CEM CONC DRIVEWAY (24 HR HES), PER STD PLAN 430
- SIDEWALK CEM CONC W/25% POZZOLANS, PER STD PLANS 420 & 421
- 2" HMA CL 1/2" OVER 4" MNRL AGG TYPE 2
- 3" HMA CL 1/2" OVER 4" MNRL AGG TYPE 2
- 6" HMA CL 1/2" OVER 4" MNRL AGG TYPE 2
- WMA CL 1/2" OVER 10" RDWY CEM CONC BASE (24HR HES), OVER 6" MNRL AGG TYPE 2.
- 3" CONC TRUCK APRON
- LANDSCAPE RESTORATION TO BE DETERMINED
- CEM CONC CURB & GUTTER W/25% POZZOLANS, PER STD PLAN 410B
- CURB RAMP W/25% POZZOLANS, PER CR PLANS (REM SIDEWALK)



90% SUBMITTAL NOT FOR CONSTRUCTION AUGUST 2023

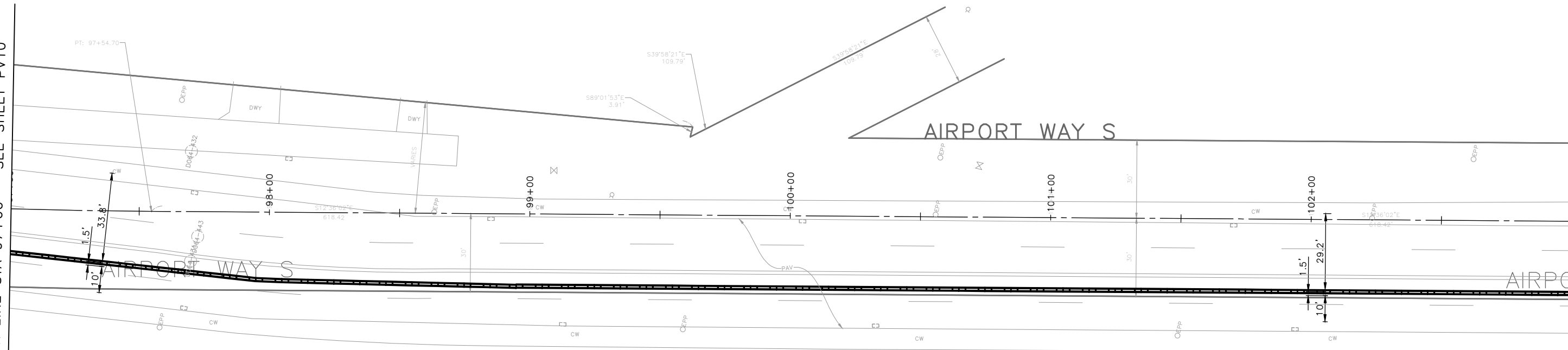
PAVING PLAN 09

APPROVED FOR ADVERTISING DEPARTMENT OF FINANCE & ADMINISTRATIVE SERVICES SEATTLE, WASHINGTON 20 BY: PURCHASING AND CONTRACTING		INITIALS AND DATE DESIGNED CHECKED DRAWN CHECKED		INITIALS AND DATE REVIEWED: DES. CONST. SDOT PROJ. MGR. RECEIVED REVISED AS BUILT			ORDINANCE NO. PW NO. 2023-026 SCALE: 1"=20'	GEORGETOWN TO DOWNTOWN PBL	JOB # PC TRC1223 CO TRC1223 VPI # 792-738 PV09 SHEET 44 OF 79

VAULT SERIAL NO.	DATE	MARK	NATURE	MADE CHK'D	REV'D
392254			REVISIONS		

MATCH LINE STA 97+00 - SEE SHEET PV10

MATCH LINE STA 103+00 - SEE SHEET PV12

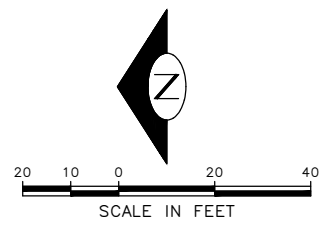


CONSTRUCTION NOTES

- ① DETECTABLE STRIP SEE DETAIL 1 ON SHEET PVDT01
- ② RELOCATE HYDRANT
- ③ CEMENT CONCRETE SEE DETAIL 2 ON SHEET PVDT01
- ④ REMOVE EXISTING GRATE AND REPLACE WITH VANED GRATE PER STD PLAN 265
- ⑤ REMOVE EXISTING GRATE AND REPLACED WITH VANED GRATE PER STD PLAN 266

PAVING LEGEND

- 10" ROADWAY CEM CONC (24 HR HES), OVER 6" MNRL AGG TYPE 2
- 8" CEM CONC DRIVEWAY (24 HR HES), PER STD PLAN 430
- SIDEWALK CEM CONC W/25% POZZOLANS, PER STD PLANS 420 & 421
- 2" HMA CL 1/2" OVER 4" MNRL AGG TYPE 2
- 3" HMA CL 1/2" OVER 4" MNRL AGG TYPE 2
- 6" HMA CL 1/2" OVER 4" MNRL AGG TYPE 2
- WMA CL 1/2" OVER 10" RDWY CEM CONC BASE (24HR HES), OVER 6" MNRL AGG TYPE 2.
- 3" CONC TRUCK APRON
- LANDSCAPE RESTORATION TO BE DETERMINED
- CEM CONC CURB & GUTTER W/25% POZZOLANS, PER STD PLAN 410B
- CURB RAMP W/25% POZZOLANS, PER CR PLANS (REM SIDEWALK)



90% SUBMITTAL NOT FOR CONSTRUCTION AUGUST 2023

PAVING PLAN 10

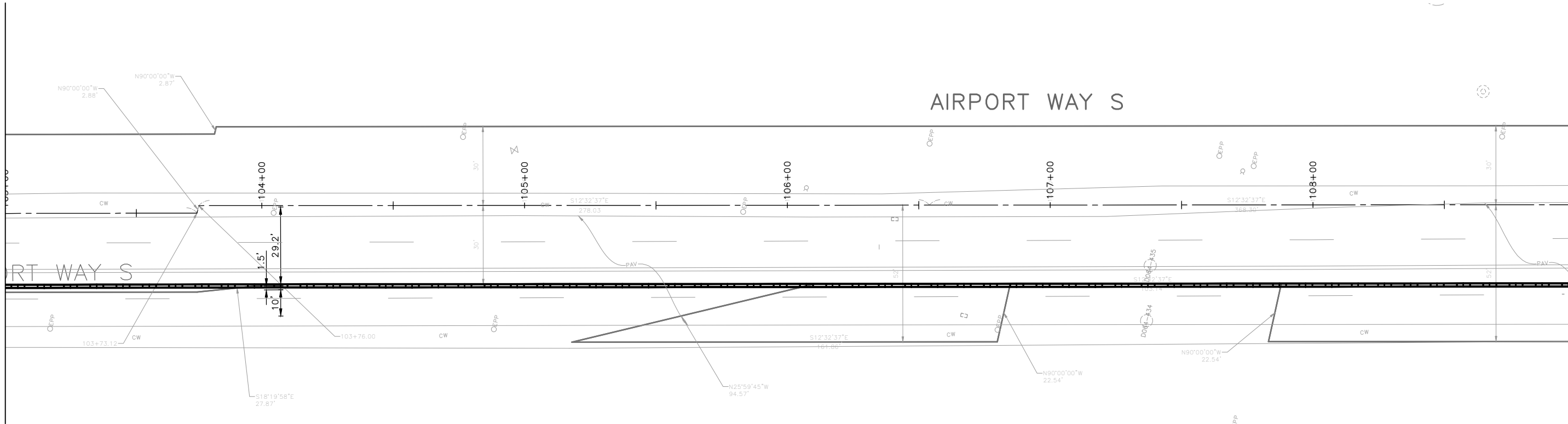
<p>APPROVED FOR ADVERTISING</p> <p>DEPARTMENT OF FINANCE & ADMINISTRATIVE SERVICES SEATTLE, WASHINGTON 20</p> <p>BY: PURCHASING AND CONTRACTING</p>	<table border="1" style="width: 100%; border-collapse: collapse;"> <tr> <td style="width: 50%; text-align: center;">INITIALS AND DATE</td> <td style="width: 50%; text-align: center;">INITIALS AND DATE</td> </tr> <tr> <td>DESIGNED CHECKED</td> <td>REVIEWED: DES. CONST. SDOT PROJ. MGR.</td> </tr> <tr> <td>DRAWN CHECKED</td> <td>RECEIVED REVISED AS BUILT</td> </tr> </table> <p style="font-size: small;">ALL WORK SHALL BE DONE IN ACCORDANCE WITH THE CITY OF SEATTLE STANDARD PLANS AND SPECIFICATIONS AND OTHER DOCUMENTS CALLED FOR IN SECTION 0-02.3 OF THE PROJECT MANUAL.</p>	INITIALS AND DATE	INITIALS AND DATE	DESIGNED CHECKED	REVIEWED: DES. CONST. SDOT PROJ. MGR.	DRAWN CHECKED	RECEIVED REVISED AS BUILT		<p>ORDINANCE NO. PW NO. 2023-026</p> <p>SCALE: 1"=20'</p>	<p>GEORGETOWN TO DOWNTOWN PBL</p>	<table border="1" style="width: 100%; border-collapse: collapse;"> <tr> <td style="width: 50%;">JOB #</td> <td style="width: 50%;">PC</td> </tr> <tr> <td>TRC1223</td> <td>TRC1223</td> </tr> <tr> <td>CO</td> <td>TRC1223</td> </tr> <tr> <td>VPI #</td> <td>792-738</td> </tr> <tr> <td colspan="2" style="text-align: center;">PV10</td> </tr> <tr> <td colspan="2" style="text-align: center;">SHEET 45 OF 79</td> </tr> </table>	JOB #	PC	TRC1223	TRC1223	CO	TRC1223	VPI #	792-738	PV10		SHEET 45 OF 79	
INITIALS AND DATE	INITIALS AND DATE																						
DESIGNED CHECKED	REVIEWED: DES. CONST. SDOT PROJ. MGR.																						
DRAWN CHECKED	RECEIVED REVISED AS BUILT																						
JOB #	PC																						
TRC1223	TRC1223																						
CO	TRC1223																						
VPI #	792-738																						
PV10																							
SHEET 45 OF 79																							

TRC1223-GEORGETOWN TO DOWNTOWN PBL\PROJECT FILES\CIVIL\02-SHEETS\TRC1223_P-ROAD.DWG August 21 2023 2:01pm

TRC1223-GEORGETOWN TO DOWNTOWN PBL\PROJECT FILES\CIVIL\02-SHEETS\TRC1223_P-ROAD.DWG
August 21 2023 2:01pm

VAULT SERIAL NO.	DATE	MARK	NATURE	MADE CHK'D	REV'D
59254					

MATCH LINE STA 103+00 SEE SHEET PV11



MATCHLINE STA 109+00 - SEE SHEET PV13

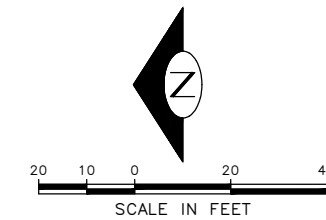
CONSTRUCTION NOTES

- ① DETECTABLE STRIP SEE DETAIL 1 ON SHEET PVDT01
- ② RELOCATE HYDRANT
- ③ CEMENT CONCRETE SEE DETAIL 2 ON SHEET PVDT01
- ④ REMOVE EXISTING GRATE AND REPLACE WITH VANED GRATE PER STD PLAN 265
- ⑤ REMOVE EXISTING GRATE AND REPLACED WITH VANED GRATE PER STD PLAN 266

PAVING LEGEND

- 10" ROADWAY CEM CONC (24 HR HES), OVER 6" MNRL AGG TYPE 2
- 8" CEM CONC DRIVEWAY (24 HR HES), PER STD PLAN 430
- SIDEWALK CEM CONC W/25% POZZOLANS, PER STD PLANS 420 & 421
- 2" HMA CL1/2" OVER 4" MNRL AGG TYPE 2
- 3" HMA CL1/2" OVER 4" MNRL AGG TYPE 2
- 6" HMA CL1/2" OVER 4" MNRL AGG TYPE 2
- WMA CL 1/2" OVER 10" RDWY CEM CONC BASE (24HR HES), OVER 6" MNRL AGG TYPE 2.
- 3" CONC TRUCK APRON
- LANDSCAPE RESTORATION TO BE DETERMINED
- CEM CONC CURB & GUTTER W/25% POZZOLANS, PER STD PLAN 410B
- CURB RAMP W/25% POZZOLANS, PER CR PLANS (REM SIDEWALK)

90% SUBMITTAL NOT FOR CONSTRUCTION AUGUST 2023

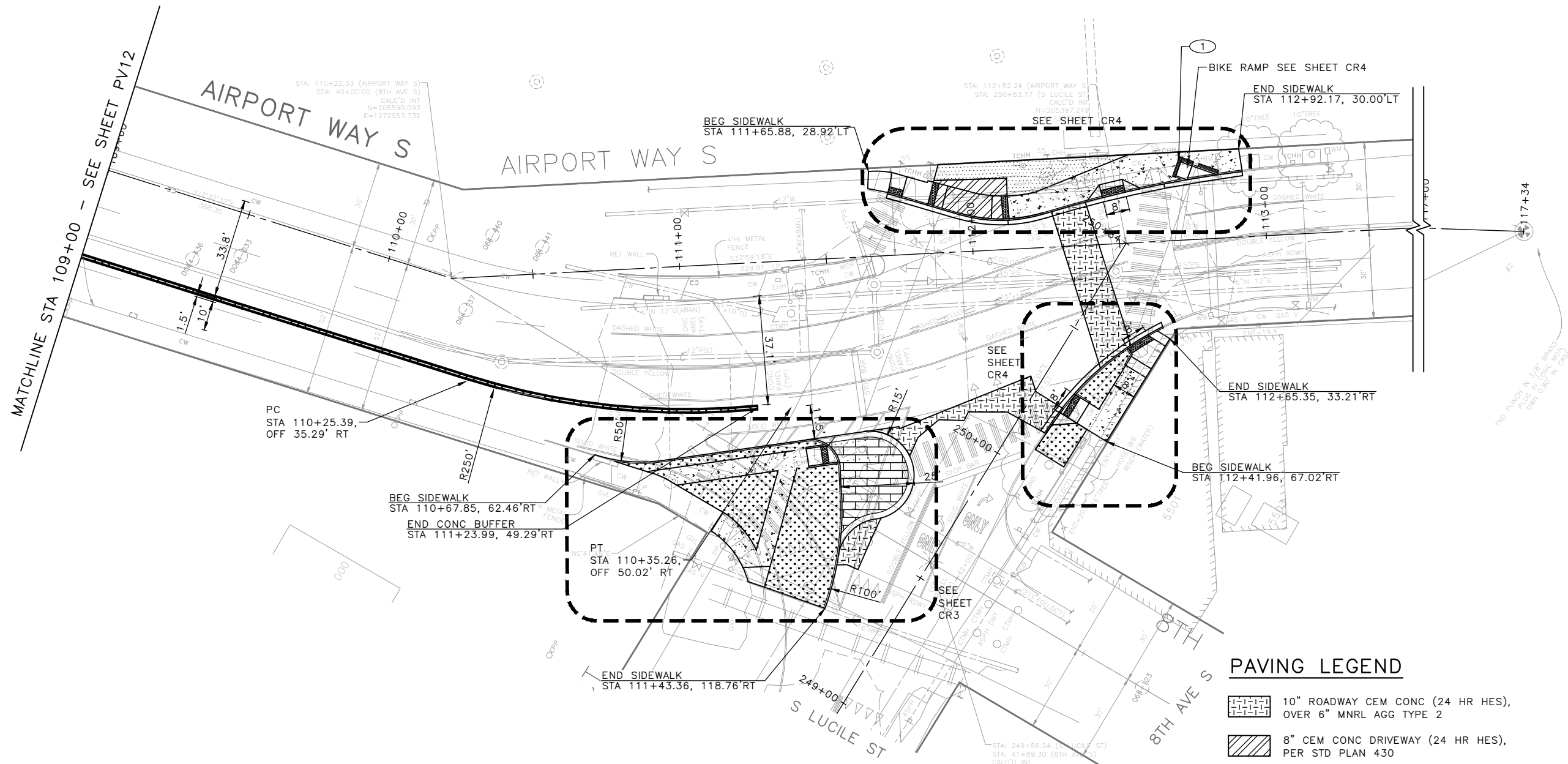


PAVING PLAN 12

APPROVED FOR ADVERTISING DEPARTMENT OF FINANCE & ADMINISTRATIVE SERVICES SEATTLE, WASHINGTON 20 BY: PURCHASING AND CONTRACTING	INITIALS AND DATE DESIGNED CHECKED DRAWN CHECKED	INITIALS AND DATE REVIEWED: DES. CONST. SDOT PROJ. MGR. RECEIVED REVISED AS BUILT		<p>ORDINANCE NO. PW NO. 2023-026</p> <p>SCALE: 1"=20'</p>	GEORGETOWN TO DOWNTOWN PBL	JOB NO. PC TRC1223 CO TRC1223 VPI # 792-738 PV12 SHEET 47 OF 79
--	--	---	--	--	-------------------------------	---

VAULT SERIAL NO.	DATE	MARK	NATURE	MADE CHKD	REV'D
39254					

TRC1223-GEORGETOWN TO DOWNTOWN PBL\PROJECT FILES\CIVIL\02-SHEETS\TRC1223_P-ROAD.DWG
August 21 2023 2:01pm

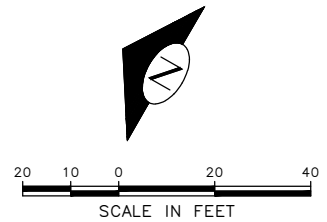


PAVING LEGEND

- 10" ROADWAY CEM CONC (24 HR HES), OVER 6" MNRL AGG TYPE 2
- 8" CEM CONC DRIVEWAY (24 HR HES), PER STD PLAN 430
- SIDEWALK CEM CONC W/25% POZZOLANS, PER STD PLANS 420 & 421
- 2" HMA CL1/2" OVER 4" MNRL AGG TYPE 2
- 3" HMA CL1/2" OVER 4" MNRL AGG TYPE 2
- 6" HMA CL1/2" OVER 4" MNRL AGG TYPE 2
- WMA CL 1/2" OVER 10" RDWY CEM CONC BASE (24HR HES), OVER 6" MNRL AGG TYPE 2.
- 3" CONC TRUCK APRON
- LANDSCAPE RESTORATION TO BE DETERMINED
- CEM CONC CURB & GUTTER W/25% POZZOLANS, PER STD PLAN 410B
- CURB RAMP W/25% POZZOLANS, PER CR PLANS (REM SIDEWALK)

CONSTRUCTION NOTES

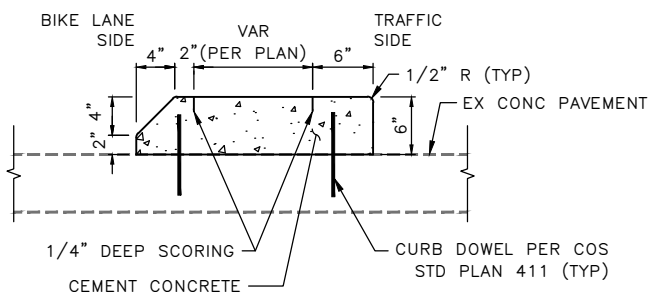
- 1 DETECTABLE STRIP SEE DETAIL 1 ON SHEET PVDT01
- 2 RELOCATE HYDRANT
- 3 CEMENT CONCRETE SEE DETAIL 2 ON SHEET PVDT01
- 4 REMOVE EXISTING GRATE AND REPLACE WITH VANED GRATE PER STD PLAN 265
- 5 REMOVE EXISTING GRATE AND REPLACED WITH VANED GRATE PER STD PLAN 266



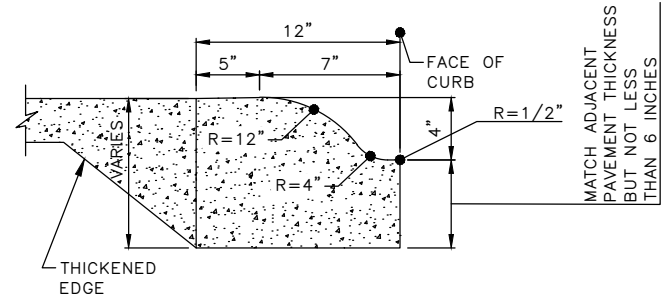
90% SUBMITTAL NOT FOR CONSTRUCTION AUGUST 2023

PAVING PLAN 13

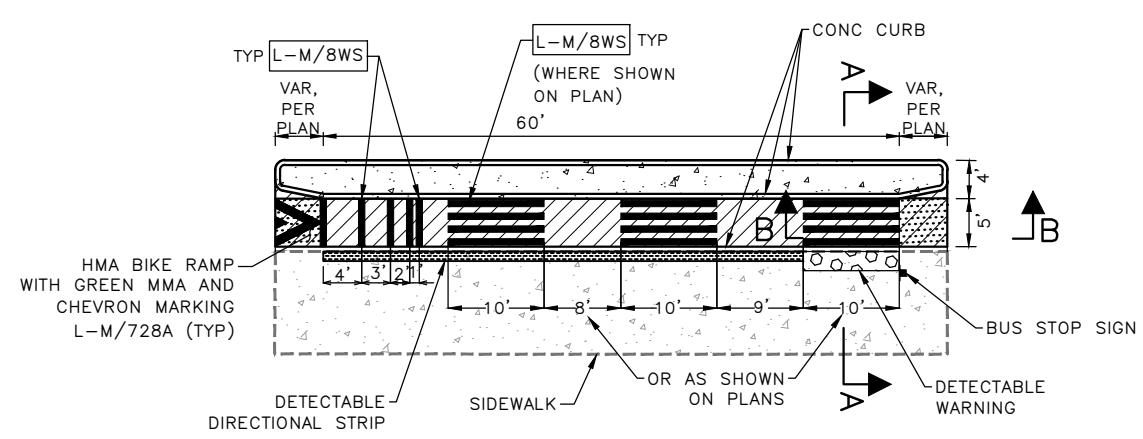
APPROVED FOR ADVERTISING DEPARTMENT OF FINANCE & ADMINISTRATIVE SERVICES SEATTLE, WASHINGTON 20 BY: PURCHASING AND CONTRACTING	INITIALS AND DATE DESIGNED: CHECKED: DRAWN: CHECKED: ALL WORK SHALL BE DONE IN ACCORDANCE WITH THE CITY OF SEATTLE STANDARD PLANS AND SPECIFICATIONS AND OTHER DOCUMENTS CALLED FOR IN SECTION 0-02.3 OF THE PROJECT MANUAL.	INITIALS AND DATE REVIEWED: DES. CONST. SDOT PROJ. MGR. RECEIVED: REVISED AS BUILT: 	<p>Seattle Department of Transportation ORDINANCE NO. PW NO. 2023-026 SCALE: 1"=20'</p>	<p>GEORGETOWN TO DOWNTOWN PBL</p>	<table border="1" style="width: 100%; border-collapse: collapse;"> <tr> <td>PC</td> <td>TRC1223</td> </tr> <tr> <td>CO</td> <td>TRC1223</td> </tr> <tr> <td>VPI #</td> <td>792-738</td> </tr> <tr> <td colspan="2" style="text-align: center; font-size: 1.2em;">PV13</td> </tr> <tr> <td colspan="2" style="text-align: center;">SHEET 48 OF 79</td> </tr> </table>	PC	TRC1223	CO	TRC1223	VPI #	792-738	PV13		SHEET 48 OF 79	
PC	TRC1223														
CO	TRC1223														
VPI #	792-738														
PV13															
SHEET 48 OF 79															



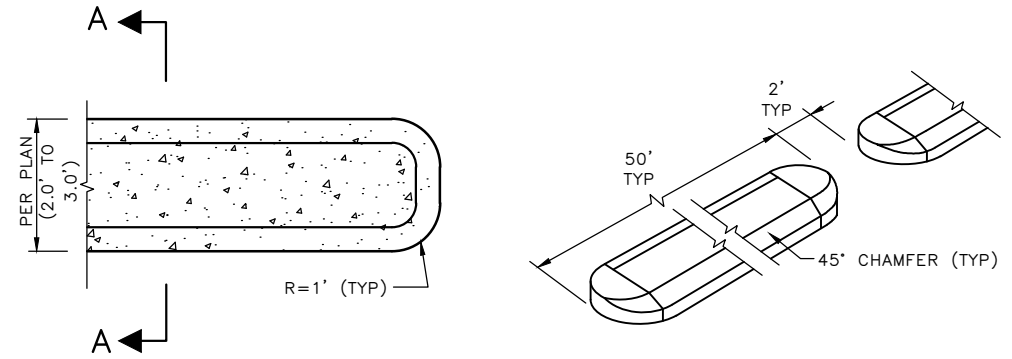
SECTION A-A
NTS



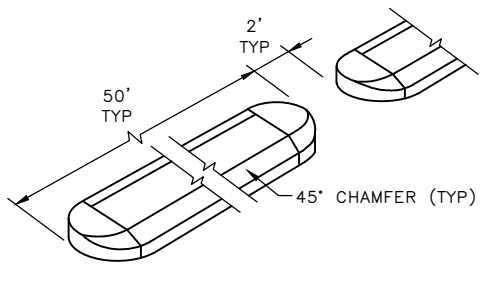
MOUNTABLE CEMENT CONCRETE CURB 2
NTS



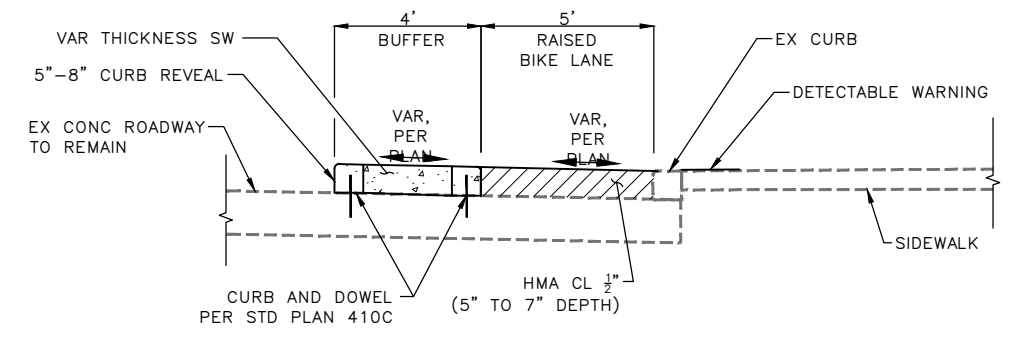
PLAN
NTS



PLAN VIEW
NTS

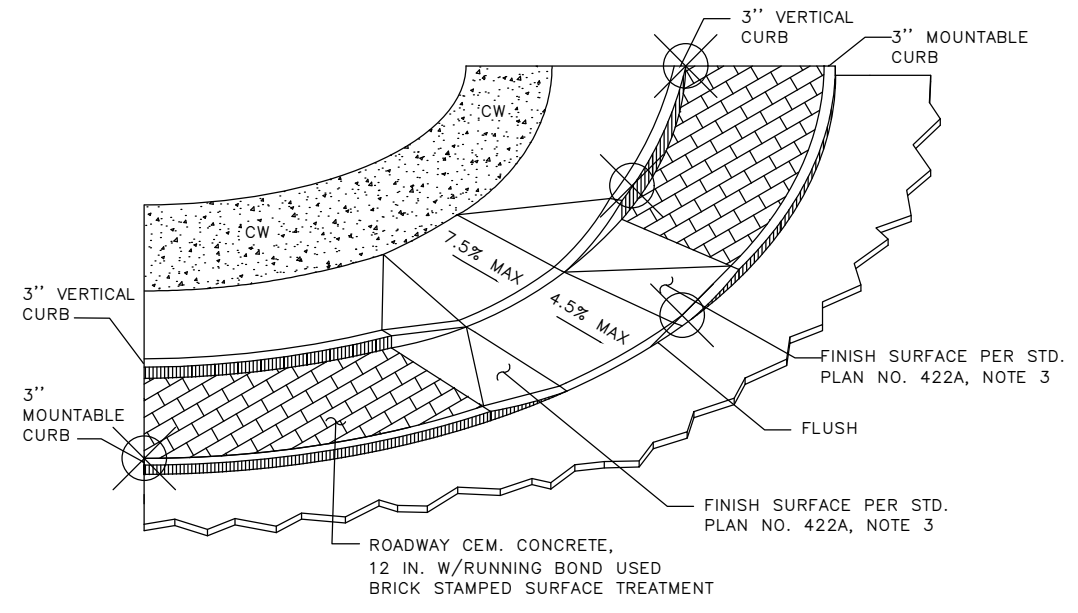


ISOMETRIC VIEW
NTS

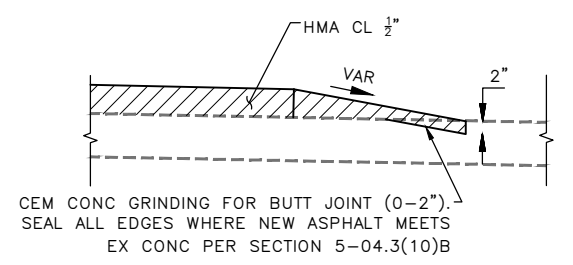


SECTION A-A
NTS

CEMENT CONCRETE CURB PBL BUFFER 1
NTS



TRUCK APRON DETAIL 4
NTS



SECTION B-B
NTS

BUS STOP DETAIL 3
NTS

NOTE: SEE RAMP LOCATION FOR ORIENTATION AND ELEVATIONS

90% SUBMITTAL NOT FOR CONSTRUCTION AUGUST 2023

PAVING DETAILS 01

VAULT SERIAL NO.	DATE	MARK	NATURE	MADE CHKD	REV'D
592254					

TRC1223-GEORGETOWN TO DOWNTOWN PBL PROJECT FILES\CIVIL\02-SHEETS\TRC1223_P-ROAD-DTLS.DWG
AUGUST 21, 2023 1:18PM

APPROVED FOR ADVERTISING	INITIALS AND DATE	INITIALS AND DATE
DEPARTMENT OF FINANCE & ADMINISTRATIVE SERVICES SEATTLE, WASHINGTON 20	DESIGNED CHECKED	REVIEWED: DES. CONST. SDOT PROJ. MGR.
DRAWN CHECKED	RECEIVED	REVISED AS BUILT
BY:	ALL WORK SHALL BE DONE IN ACCORDANCE WITH THE CITY OF SEATTLE STANDARD PLANS AND SPECIFICATIONS AND OTHER DOCUMENTS CALLED FOR IN SECTION 0-02.3 OF THE PROJECT MANUAL.	



Seattle Department of Transportation
ORDINANCE NO. PW NO. 2023-026
SCALE: NOT TO SCALE

GEORGETOWN TO DOWNTOWN PBL

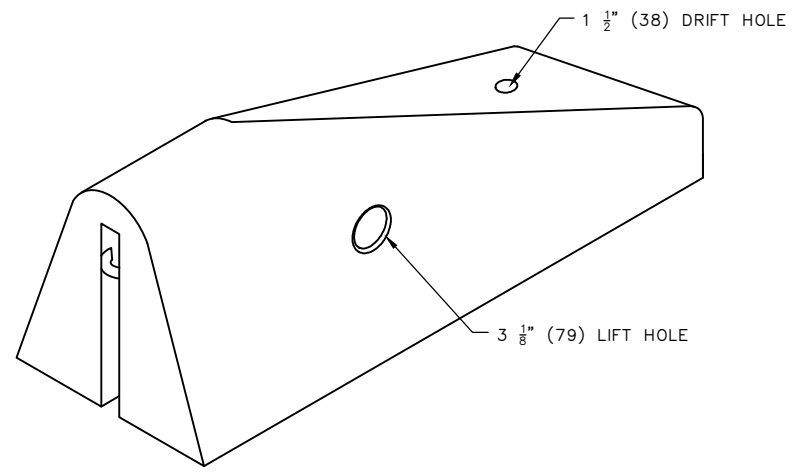
JOB	Pc TRC1223
	Co TRC1223
VPI #	792-738
	PVDT01
SHEET	49 OF 79

VAULT SERIAL NO.	DATE	MARK	NATURE	MADE	CHK'D	REV'D
59254						

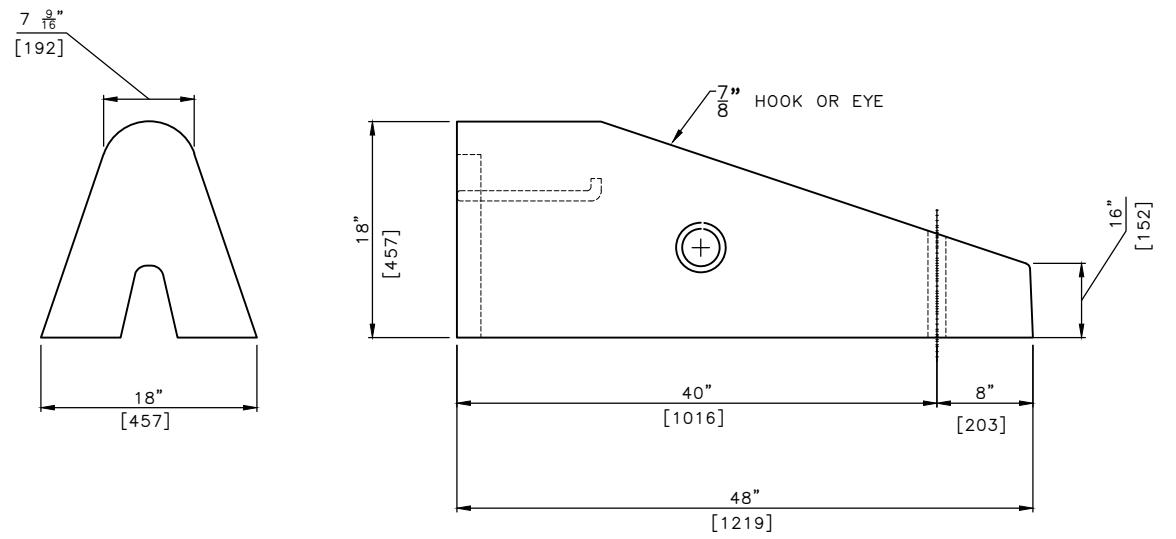
TRC1223-GEORGETOWN TO DOWNTOWN PBL\PROJECT FILES\CIVIL\02-SHEETS\TRC1223_P-ROAD-DTLS.DWG
AUGUST 21, 2023 1:18PM

NOTES

1. 30Mpa @ 28 DAYS
2. CURB MAY BE PRODUCED WITHOUT HOOK & EYE CONNECTIONS.
3. 18" BULLNOSE IS POURED WITH FIBRILLATED FIBRE STRAND REINFORCED CONCRETE.



ISOMETRIC



SECTIONS

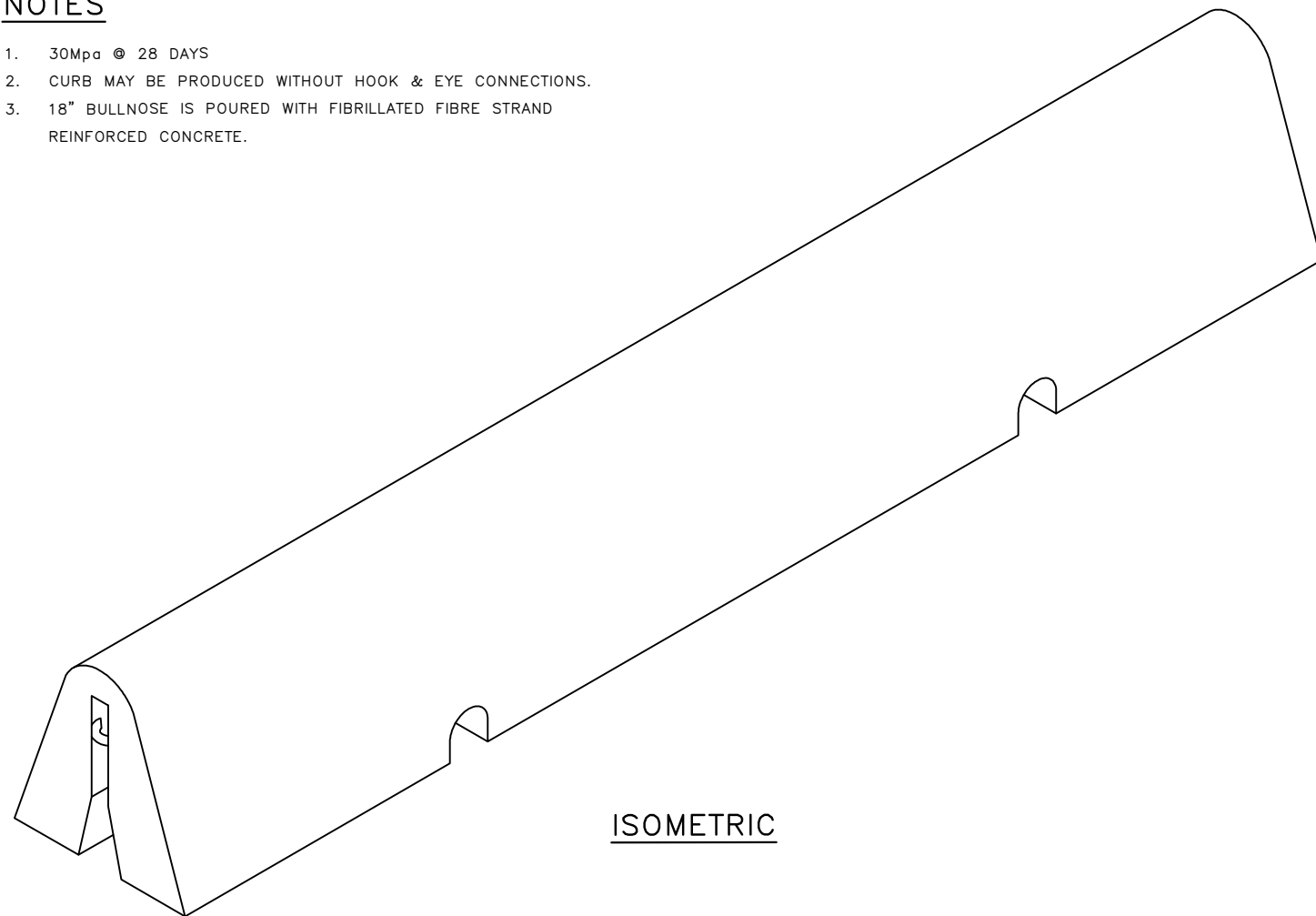
90% SUBMITTAL NOT FOR CONSTRUCTION AUGUST 2023

PAVING DETAILS 02

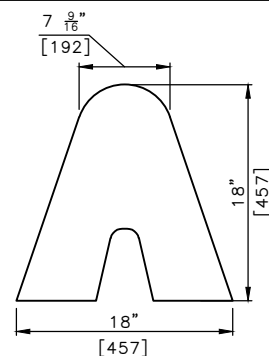
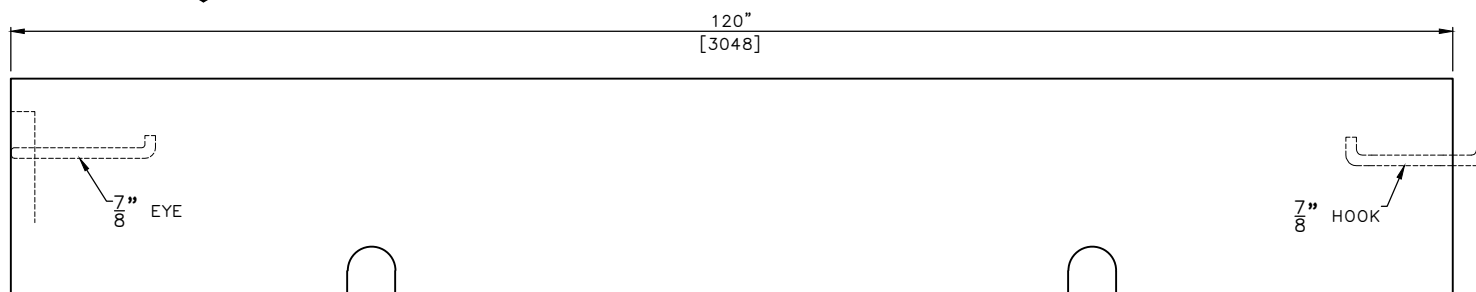
APPROVED FOR ADVERTISING DEPARTMENT OF FINANCE & ADMINISTRATIVE SERVICES SEATTLE, WASHINGTON 20 BY: PURCHASING AND CONTRACTING		INITIALS AND DATE DESIGNED CHECKED DRAWN CHECKED	INITIALS AND DATE REVIEWED: DES. CONST. SDOT PROJ. MGR. RECEIVED REVISED AS BUILT		<p>ORDINANCE NO. PW NO. 2023-026</p> <p>SCALE: NOT TO SCALE</p>	<p>GEORGETOWN TO DOWNTOWN PBL</p>	<table border="1"> <tr> <td>JOB</td> <td>Pc</td> <td>TRC1223</td> </tr> <tr> <td></td> <td>Co</td> <td>TRC1223</td> </tr> <tr> <td></td> <td>VPI #</td> <td>792-738</td> </tr> <tr> <td></td> <td></td> <td>PVDT02</td> </tr> <tr> <td></td> <td>SHEET</td> <td>50 OF 79</td> </tr> </table>	JOB	Pc	TRC1223		Co	TRC1223		VPI #	792-738			PVDT02		SHEET	50 OF 79
JOB	Pc	TRC1223																				
	Co	TRC1223																				
	VPI #	792-738																				
		PVDT02																				
	SHEET	50 OF 79																				

NOTES

1. 30Mpa @ 28 DAYS
2. CURB MAY BE PRODUCED WITHOUT HOOK & EYE CONNECTIONS.
3. 18" BULLNOSE IS POURED WITH FIBRILLATED FIBRE STRAND REINFORCED CONCRETE.



ISOMETRIC



SECTIONS

90% SUBMITTAL NOT FOR CONSTRUCTION AUGUST 2023

PAVING DETAILS 03

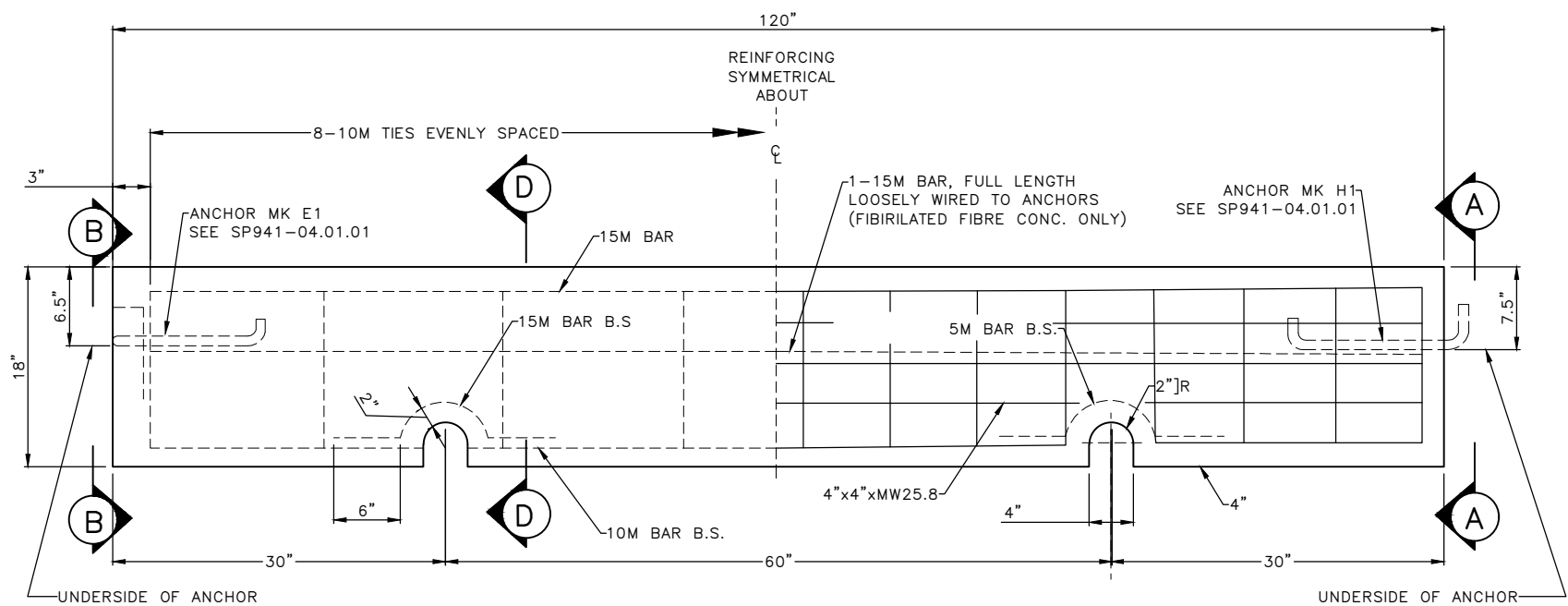
<p>APPROVED FOR ADVERTISING</p> <p>DEPARTMENT OF FINANCE & ADMINISTRATIVE SERVICES SEATTLE, WASHINGTON 20</p> <p>BY: PURCHASING AND CONTRACTING</p>	<table border="1" style="width: 100%; border-collapse: collapse;"> <tr> <td style="width: 50%;">INITIALS AND DATE</td> <td style="width: 50%;">INITIALS AND DATE</td> </tr> <tr> <td>DESIGNED</td> <td>REVIEWED:</td> </tr> <tr> <td>CHECKED</td> <td>DES. CONST.</td> </tr> <tr> <td></td> <td>SDOT PROJ. MGR.</td> </tr> <tr> <td>DRAWN</td> <td>RECEIVED</td> </tr> <tr> <td>CHECKED</td> <td>REVISED AS BUILT</td> </tr> </table> <p style="font-size: small;">ALL WORK SHALL BE DONE IN ACCORDANCE WITH THE CITY OF SEATTLE STANDARD PLANS AND SPECIFICATIONS AND OTHER DOCUMENTS CALLED FOR IN SECTION 0-02.3 OF THE PROJECT MANUAL.</p>	INITIALS AND DATE	INITIALS AND DATE	DESIGNED	REVIEWED:	CHECKED	DES. CONST.		SDOT PROJ. MGR.	DRAWN	RECEIVED	CHECKED	REVISED AS BUILT	 <p>Seattle Department of Transportation</p> <p>ORDINANCE NO. PW NO. 2023-026</p> <p>SCALE: NOT TO SCALE</p>	<p>GEORGETOWN TO DOWNTOWN PBL</p>	<table border="1" style="width: 100%; border-collapse: collapse;"> <tr> <td style="width: 20%;">JOB #</td> <td style="width: 80%;">PC TRC1223</td> </tr> <tr> <td></td> <td>CO TRC1223</td> </tr> <tr> <td>VPI #</td> <td>792-738</td> </tr> <tr> <td colspan="2" style="text-align: center;">PVDT03</td> </tr> <tr> <td colspan="2" style="text-align: center;">SHEET 51 OF 79</td> </tr> </table>	JOB #	PC TRC1223		CO TRC1223	VPI #	792-738	PVDT03		SHEET 51 OF 79	
INITIALS AND DATE	INITIALS AND DATE																									
DESIGNED	REVIEWED:																									
CHECKED	DES. CONST.																									
	SDOT PROJ. MGR.																									
DRAWN	RECEIVED																									
CHECKED	REVISED AS BUILT																									
JOB #	PC TRC1223																									
	CO TRC1223																									
VPI #	792-738																									
PVDT03																										
SHEET 51 OF 79																										

DATE	MARK	NATURE	MADE	CHK'D	REV'D

TRC1223-GEORGETOWN TO DOWNTOWN PBL PROJECT FILES\CIVIL\02-SHEETS\TRC1223_P-ROAD-DTLS.DWG
AUGUST 21, 2023 1:18PM

TRC1223-GEORGETOWN TO DOWNTOWN PBL\PROJECT FILES\CIVIL\02-SHEETS\TRC1223_P-ROAD-DTLS.DWG
 AUGUST 21, 2023 1:18PM

VAULT SERIAL NO.	DATE	MARK	NATURE	MADE CHKD	REV'D
59254					



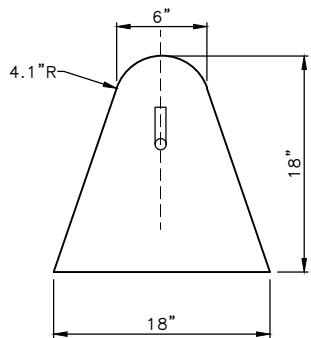
NOTES

1. FOR GENERAL NOTES SEE SP941-01.01.01

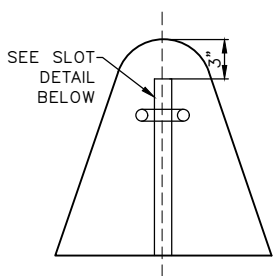
BAR TYPE REINFORCING ALTERNATIVE

MESH TYPE REINFORCING ALTERNATIVE

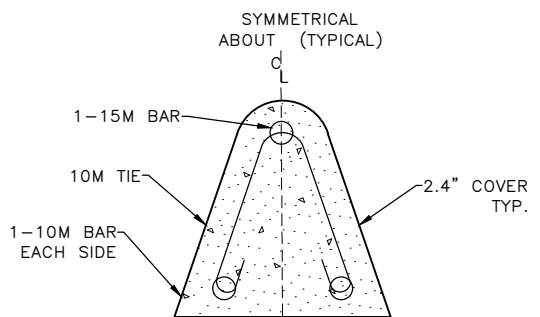
ELEVATION



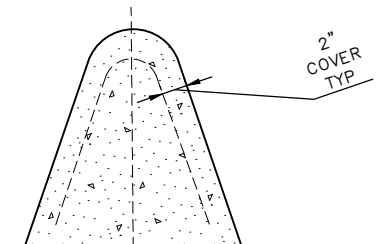
VIEW A
(HOOK END)



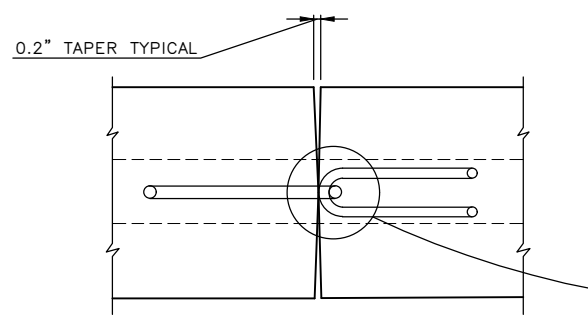
VIEW B
(EYE END)



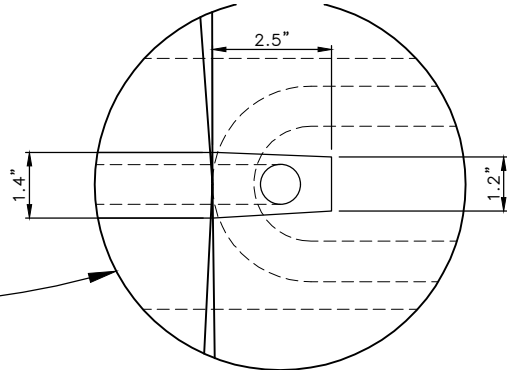
SECTION D
(BAR REINFORCING ALTERNATIVE)



SECTION D
(MESH REINFORCING ALTERNATIVE)



HOOK AND EYE DETAIL



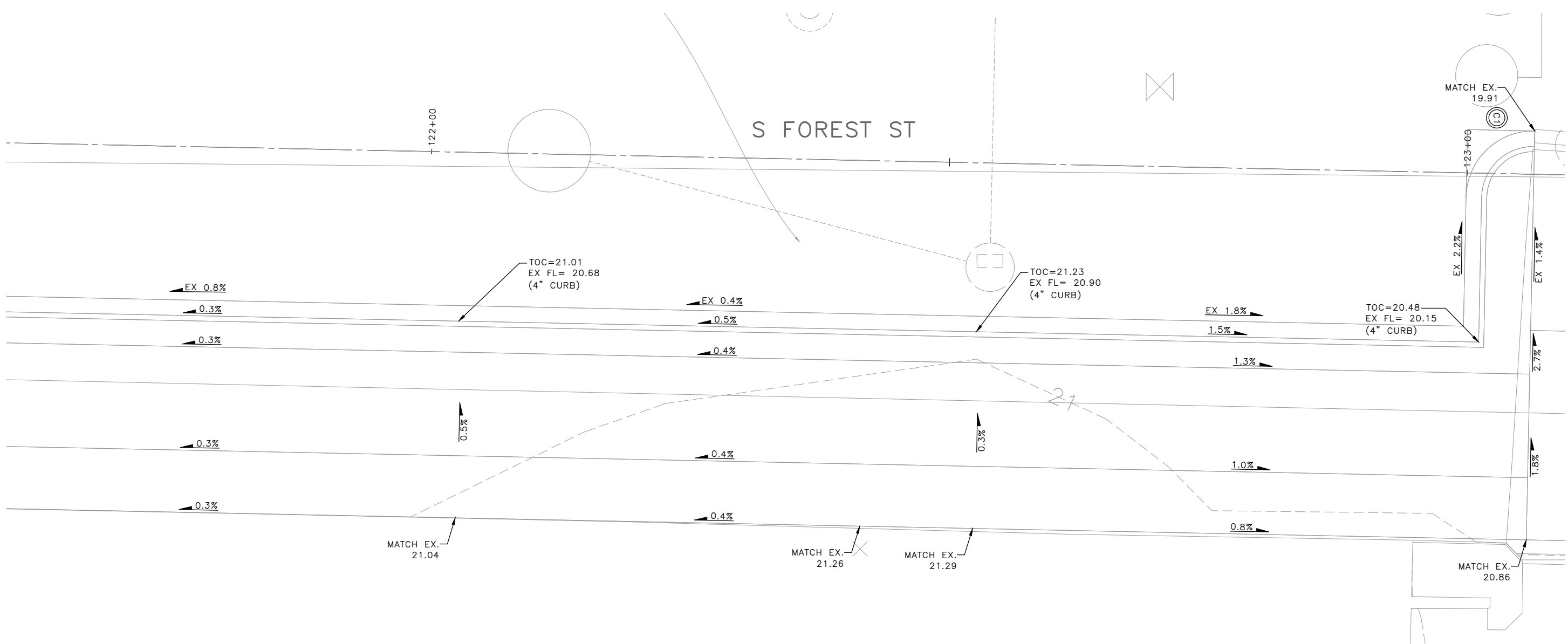
HOOK SLOT DETAIL

90% SUBMITTAL NOT FOR CONSTRUCTION AUGUST 2023

PAVING DETAILS 04

APPROVED FOR ADVERTISING DEPARTMENT OF FINANCE & ADMINISTRATIVE SERVICES SEATTLE, WASHINGTON 20 BY: PURCHASING AND CONTRACTING	INITIALS AND DATE DESIGNED CHECKED	INITIALS AND DATE REVIEWED: DES. CONST. SDOT PROJ. MGR. RECEIVED REVISED AS BUILT		Seattle Department of Transportation ORDINANCE NO. PW NO. 2023-026 SCALE: NOT TO SCALE	GEORGETOWN TO DOWNTOWN PBL	JOB NO. PC TRC1223 CO TRC1223
						VPI # 792-738 PVDT04 SHEET 52 OF 79

VAULT SERIAL NO.	DATE	MARK	NATURE	MADE CHKD REVD
39254			REVISIONS	



90% SUBMITTAL NOT FOR CONSTRUCTION AUGUST 2023

PAVING DETAILS 05 – S FOREST ST

APPROVED FOR ADVERTISING
 DEPARTMENT OF FINANCE & ADMINISTRATIVE SERVICES
 SEATTLE, WASHINGTON 20
 BY:
 PURCHASING AND CONTRACTING

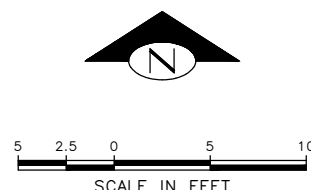
INITIALS AND DATE	INITIALS AND DATE
DESIGNED	REVIEWED:
CHECKED	DES. CONST.
	SDOT PROJ. MGR.
DRAWN	RECEIVED
CHECKED	REVISED AS BUILT
ALL WORK SHALL BE DONE IN ACCORDANCE WITH THE CITY OF SEATTLE STANDARD PLANS AND SPECIFICATIONS AND OTHER DOCUMENTS CALLED FOR IN SECTION 0-02.3 OF THE PROJECT MANUAL.	



Seattle Department of Transportation
 ORDINANCE NO. PW NO. 2023-026
 SCALE: 1"=5'

GEORGETOWN TO DOWNTOWN PBL

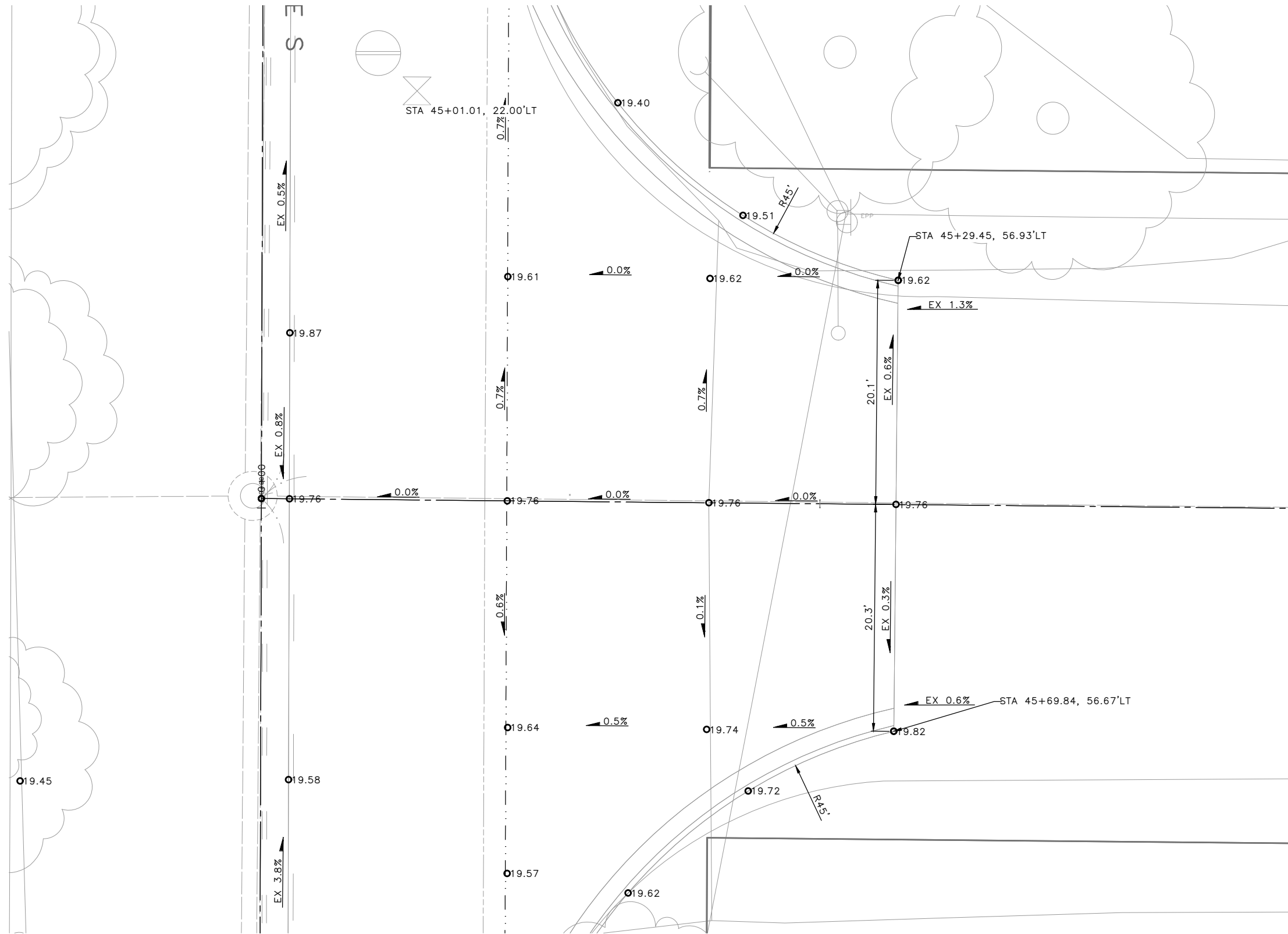
JOB	PC TRC1223
	CO TRC1223
VPI #	792-738
	PVDT05
SHEET	53 OF 79



TRC1223-GEORGETOWN TO DOWNTOWN PBL\PROJECT FILES\CIVIL\02-SHEETS\TRC1223_P-RAMP.DWG
 AUGUST 21 2023 1:19PM

TRC1223-GEORGETOWN TO DOWNTOWN PBL\PROJECT FILES\CIVIL\02-SHEETS\TRC1223_P-RAMP.DWG
 AUGUST 21 2023 11:19PM

VAULT SERIAL NO.	DATE	MARK	NATURE	MADE	CHK'D	REV'D
39254			REVISIONS			




90% SUBMITTAL NOT FOR CONSTRUCTION AUGUST 2023

PAVING DETAILS 06 – S BRADFORD ST

APPROVED FOR ADVERTISING
 DEPARTMENT OF FINANCE & ADMINISTRATIVE SERVICES
 SEATTLE, WASHINGTON 20
 BY:
 PURCHASING AND CONTRACTING

INITIALS AND DATE		INITIALS AND DATE	
DESIGNED	CHECKED	REVIEWED:	CONST.
		SDOT	PROJ. MGR.
DRAWN	CHECKED	RECEIVED	
		REVISED AS BUILT	

ALL WORK SHALL BE DONE IN ACCORDANCE WITH THE CITY OF SEATTLE STANDARD PLANS AND SPECIFICATIONS AND OTHER DOCUMENTS CALLED FOR IN SECTION 0-02.3 OF THE PROJECT MANUAL.



Seattle Department of Transportation
 ORDINANCE NO. PW NO. 2023-026
 SCALE: 1"=5'

GEORGETOWN TO DOWNTOWN PBL

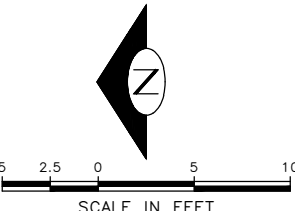
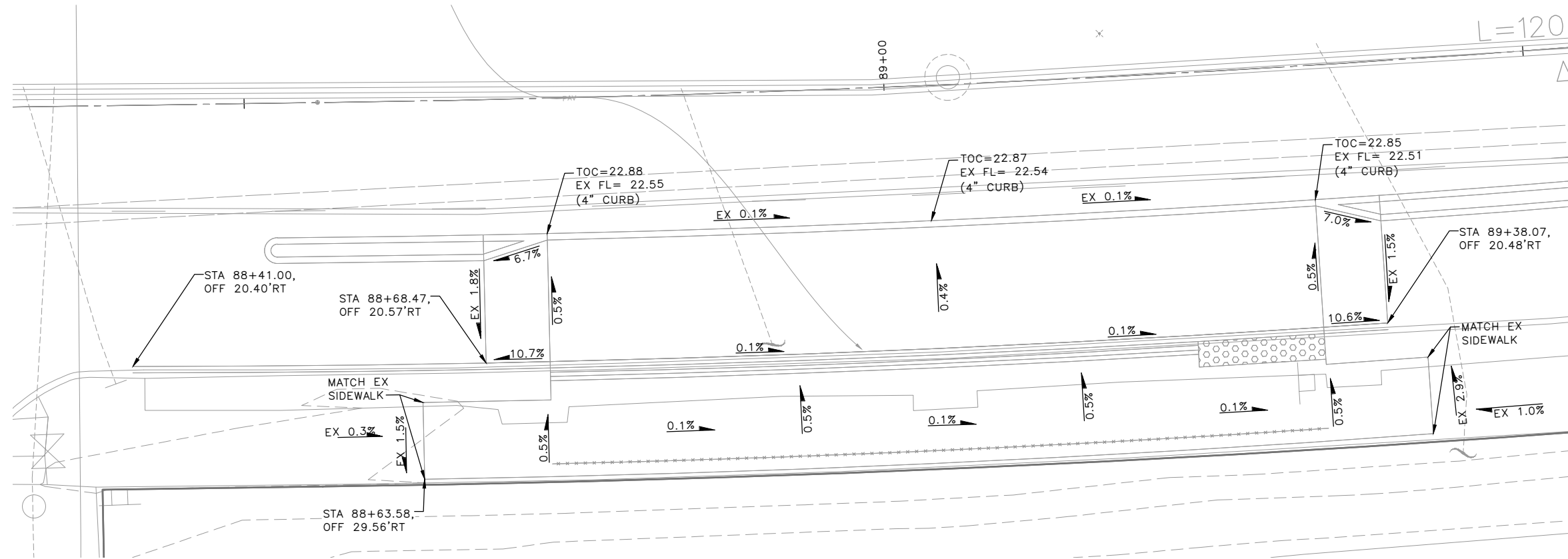
JOB	PC	TRC1223
	CO	TRC1223
	VPI #	792-738

SHEET	54 OF 79	

MADE	CHK'D	REV'D
NATURE	REVISIONS	
DATE	MARK	
Vault Serial No.	39254	

TRC1223-GEORGETOWN TO DOWNTOWN PBL\PROJECT FILES\CIVIL\02-SHEETS\TRC1223_P-RAMP.DWG
AUGUST 21 2023 1:20PM

AIRPORT WAY S



90% SUBMITTAL NOT FOR CONSTRUCTION AUGUST 2023

PAVING DETAILS 07 – AIRPORT WAY S

APPROVED FOR ADVERTISING DEPARTMENT OF FINANCE & ADMINISTRATIVE SERVICES SEATTLE, WASHINGTON 20 BY: PURCHASING AND CONTRACTING		INITIALS AND DATE DESIGNED CHECKED DRAWN CHECKED		INITIALS AND DATE REVIEWED: DES. CONST. SDOT PROJ. MGR. RECEIVED REVISED AS BUILT			ORDINANCE NO. PW NO. 2023-026 SCALE: 1"=5'	GEORGETOWN TO DOWNTOWN PBL	JOB PC TRC1223 CO TRC1223 VPI # 792-738 PVDT06 SHEET 55 OF 79
ALL WORK SHALL BE DONE IN ACCORDANCE WITH THE CITY OF SEATTLE STANDARD PLANS AND SPECIFICATIONS AND OTHER DOCUMENTS CALLED FOR IN SECTION 0-02.3 OF THE PROJECT MANUAL.									

MEF CODES

- *1 RIGHT-OF WAY AVAILABILITY
- *2 ROADWAY STRUCTURAL CONSTRAINT; WALL, AREAWAY, OR BRIDGE
- *3 ADJACENT DEVELOPED FACILITY
- *4 DRAINAGE
- *5 HISTORIC FEATURE
- *6 EXISTING ROAD/SIDEWALK SLOPES
- *7 EXISTING UTILITY VAULT OR UTILITY STRUCTURE
- *8 (OTHER), DESCRIBE, ADD ANNOTATION

GENERAL NOTES

1. SEE SITE PREPARATION AND PAVING PLANS FOR ADDITIONAL INFORMATION OF BELOW AND ABOVE SURFACE FEATURES.
2. SEE PAVING PLANS FOR ALIGNMENT INFORMATION.

LEGEND

..... GRADE BREAK

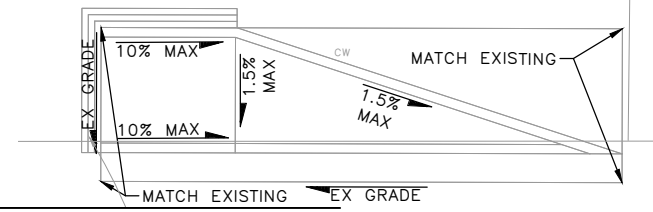
CURB RETURN

NO.	POINT	STATION	OFFSET	FL ELEV	GEOMETRY
C1	PC	123+1.44	2.31'RT	19.86	Δ=89°59'60" L=7.85' R=5.00' T=5.00'
	1/4	123+1.82	0.40'RT	19.88	
	1/2	123+2.90	1.22'LT	19.89	
	3/4	123+4.53	2.31'LT	19.90	
	PT	123+6.44	2.69'LT	19.90	

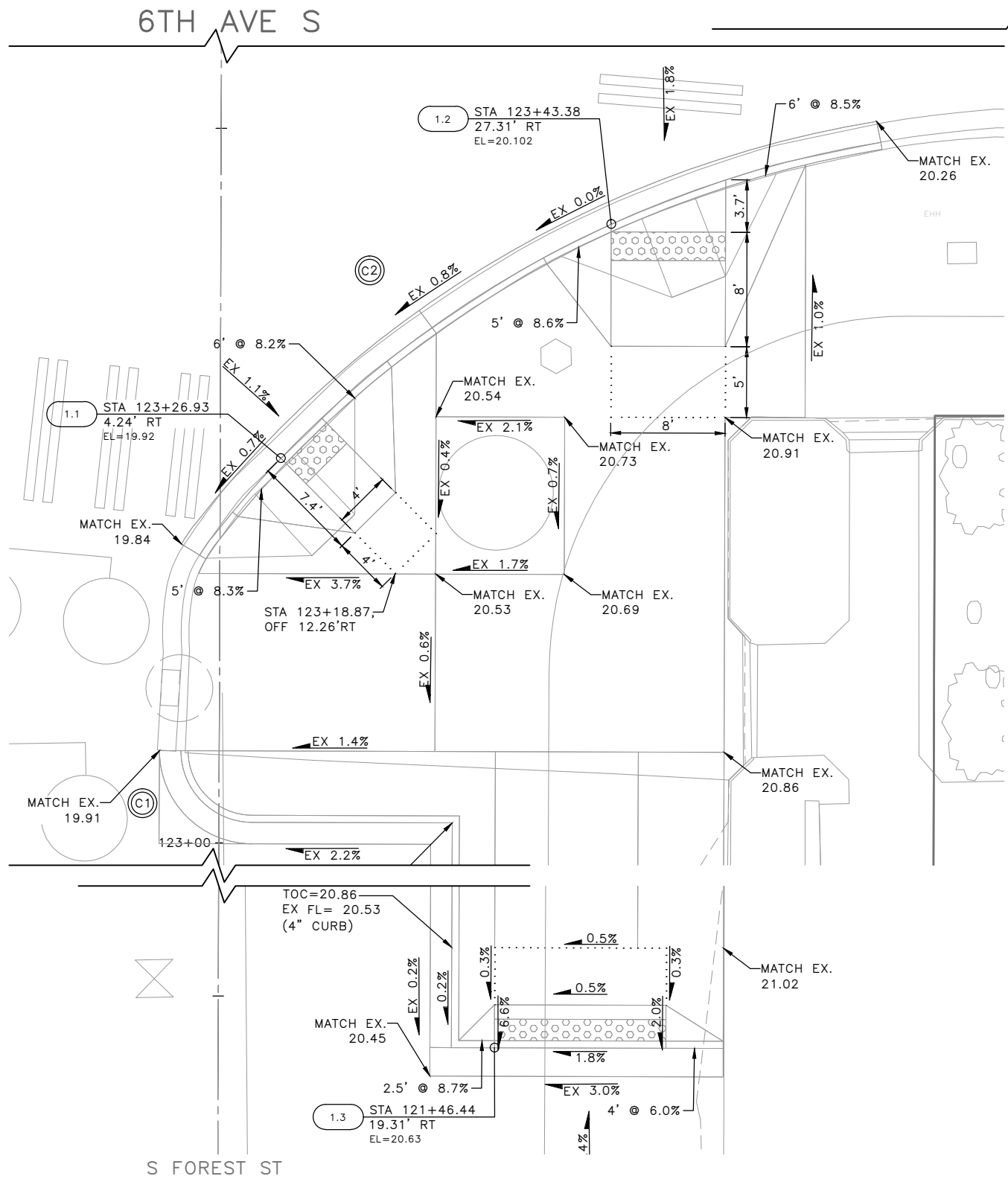
CURB RETURN

NO.	POINT	STATION	OFFSET	FL ELEV	GEOMETRY
C2	PC	12+74.24	58.67'RT	19.85	Δ=42°31'2" L=55.65' R=75.00' T=29.18'
	1/4	12+83.78	48.56'RT	19.99	
	1/2	12+95.01	40.38'RT	20.06	
	3/4	13+07.56	34.42'RT	20.14	
	PT	13+20.99	30.88'RT	20.26	

(x.x)	STD PLAN	MEF CODE
1.1	422A	
1.2	422A	
1.3	422A	



TO BE GRADED AFTER
60% WITH SURVEY



90% SUBMITTAL NOT FOR CONSTRUCTION AUGUST 2023

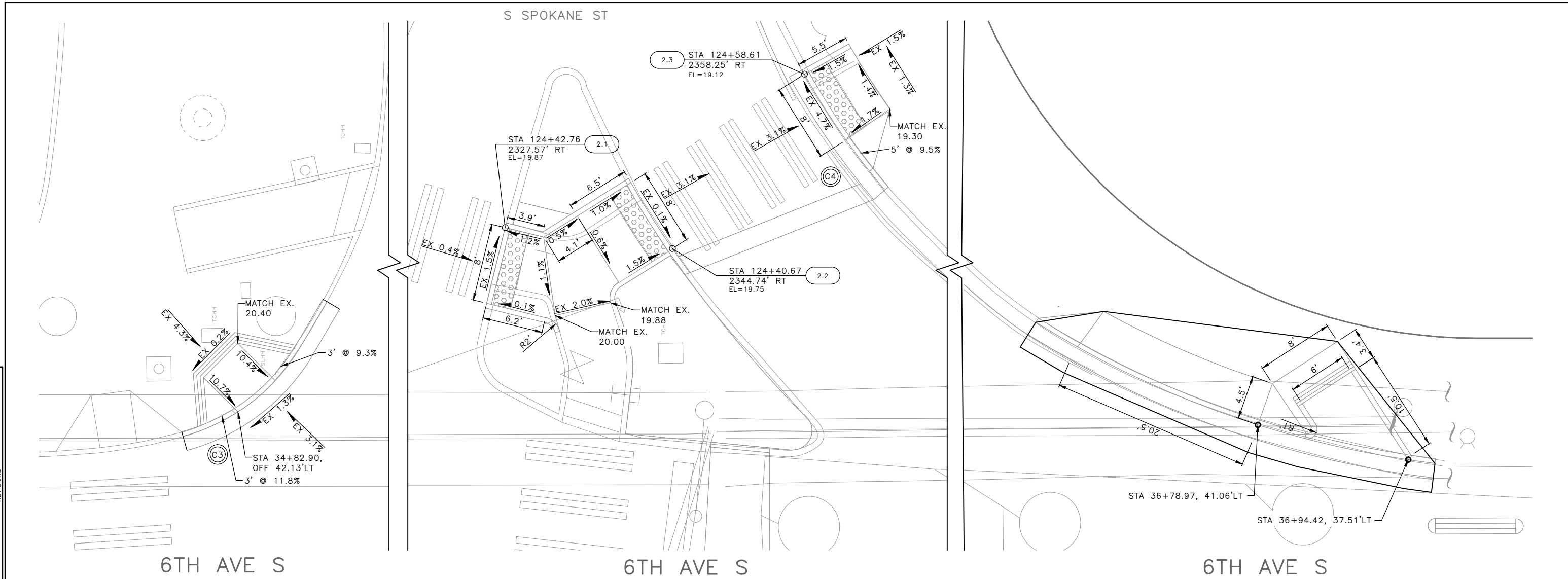
CURB RAMP PLAN – S FOREST STREET

<p>APPROVED FOR ADVERTISING</p> <p>DEPARTMENT OF FINANCE & ADMINISTRATIVE SERVICES SEATTLE, WASHINGTON 20</p> <p>BY: PURCHASING AND CONTRACTING</p>	<p>INITIALS AND DATE</p> <table border="1" style="width: 100%; border-collapse: collapse;"> <tr> <td>DESIGNED CHECKED</td> <td>REVIEWED: DES. CONST. SDOT PROJ. MGR.</td> </tr> <tr> <td>DRAWN CHECKED</td> <td>RECEIVED REVISED AS BUILT</td> </tr> </table> <p>ALL WORK SHALL BE DONE IN ACCORDANCE WITH THE CITY OF SEATTLE STANDARD PLANS AND SPECIFICATIONS AND OTHER DOCUMENTS CALLED FOR IN SECTION 0-02.3 OF THE PROJECT MANUAL.</p>	DESIGNED CHECKED	REVIEWED: DES. CONST. SDOT PROJ. MGR.	DRAWN CHECKED	RECEIVED REVISED AS BUILT	<p>INITIALS AND DATE</p> <p>RECEIVED</p> <p>SCALE: 1"=5'</p>	<p>Seattle Department of Transportation</p> <p>ORDINANCE NO. PW NO. 2023-026</p>
DESIGNED CHECKED	REVIEWED: DES. CONST. SDOT PROJ. MGR.						
DRAWN CHECKED	RECEIVED REVISED AS BUILT						
<p>GEORGETOWN TO DOWNTOWN PBL</p>			<p>JOB PC TRC1223 CO TRC1223 VPI # 792-738 CR01 SHEET 56 OF 79</p>				

TRC1223-GEORGETOWN TO DOWNTOWN PBL\PROJECT FILES\CIVIL\02-SHEETS\TRC1223_P-RAMP.DWG AUGUST 21 2023 1:20PM

VAULT SERIAL NO.	DATE	MARK	NATURE	MADE	CHK'D	REV'D
39254						

MADE	CHK'D	REV'D
DATE	MARK	
NATURE	REVISIONS	
VAULT SERIAL NO.	39254	



CURB RETURN

NO.	POINT	STATION	OFFSET	FL ELEV	GEOMETRY
C3	PC	34+77.28	39.62'LT	20.08	Δ=44°30'44" L=15.54' R=20.00' T=8.18'
	1/4	34+80.93	41.01'LT	19.95	
	1/2	34+84.22	43.05'LT	19.88	
	3/4	34+87.06	45.69'LT	19.84	
	PT	34+89.34	48.83'LT	19.84	

CURB RETURN

NO.	POINT	STATION	OFFSET	FL ELEV	GEOMETRY
C4	PC	36+40.57	66.28'LT	19.27	Δ=10°19'13" L=13.51' R=75.00' T=6.77'
	1/4	36+38.49	68.94'LT	19.23	
	1/2	36+36.54	71.69'LT	19.19	
	3/4	36+34.71	74.53'LT	19.15	
	PT	36+33.01	77.45'LT	19.45	

(x.x)	STD PLAN	MEF CODE
2.1	422H	
2.2	422H	
2.3	422A	

MEF CODES

- *1 RIGHT-OF WAY AVAILABILITY
- *2 ROADWAY STRUCTURAL CONSTRAINT; WALL, AREAWAY, OR BRIDGE
- *3 ADJACENT DEVELOPED FACILITY
- *4 DRAINAGE
- *5 HISTORIC FEATURE
- *6 EXISTING ROAD/SIDEWALK SLOPES
- *7 EXISTING UTILITY VAULT OR UTILITY STRUCTURE
- *8 (OTHER), DESCRIBE, ADD ANNOTATION

GENERAL NOTES

1. SEE SITE PREPARATION AND PAVING PLANS FOR ADDITIONAL INFORMATION OF BELOW AND ABOVE SURFACE FEATURES.
2. SEE PAVING PLANS FOR ALIGNMENT INFORMATION.

LEGEND

..... GRADE BREAK



5 2.5 0 5 10
SCALE IN FEET

90% SUBMITTAL NOT FOR CONSTRUCTION AUGUST 2023

CURB RAMP PLAN – S SPOKANE STREET

<p>APPROVED FOR ADVERTISING</p> <p>DEPARTMENT OF FINANCE & ADMINISTRATIVE SERVICES SEATTLE, WASHINGTON 20</p> <p>BY: PURCHASING AND CONTRACTING</p>	<p>INITIALS AND DATE</p> <p>DESIGNED CHECKED</p> <p>DRAWN CHECKED</p>	<p>INITIALS AND DATE</p> <p>REVIEWED: DES. CONST. SDOT PROJ. MGR.</p> <p>RECEIVED</p> <p>REVISED AS BUILT</p>		<p>ORDINANCE NO. PW NO. 2023-026</p> <p>SCALE: 1"=5'</p>	<p>GEORGETOWN TO DOWNTOWN PBL</p> <p>CR02</p> <p>SHEET 57 OF 79</p>
---	---	---	--	--	---

TRC1223 - GEORGETOWN TO DOWNTOWN PBL PROJECT FILES\CIVIL\02-SHEETS\TRC1223_P-RAMP.DWG
 AUGUST 21 2023 1:22PM

MADE	CHK'D	REV'D
NATURE	REVISIONS	
DATE	MARK	
Vault Serial No.	392254	

CURB RETURN

NO.	POINT	STATION	OFFSET	FL ELEV	GEOMETRY
C5	PC	110+67.85	62.46'RT	22.74	Δ=26°19'43" L=22.98' R=50.00' T=11.69'
	1/4	110+73.31	64.22'RT	22.44	
	1/2	110+78.94	65.35'RT	22.19	
	3/4	110+84.66	65.82'RT	22.27	
	PT	110+90.40	65.63'RT	21.79	

CURB RETURN

NO.	POINT	STATION	OFFSET	FL ELEV	GEOMETRY
C6	PC	111+40.10	61.15'RT	20.49	Δ=95°9'15" L=16.61' R=10.00' T=10.94'
	1/4	111+44.20	61.63'RT	20.52	
	1/2	111+47.75	63.73'RT	20.64	
	3/4	111+50.15	67.08'RT	20.65	
	PT	111+51.00	71.11'RT	20.67	

CURB RETURN TABLE

NO.	POINT	STATION	OFFSET	FL ELEV	GEOMETRY
C7	PC	111+59.65	59.38'RT	20.23	Δ=90°10'5" L=23.61' R=15.00' T=15.05'
	1/2	111+75.94	73.02'RT	20.16	
	PRC	111+62.26	89.27'RT	20.38	
C8	1/2	111+53.59	92.97'RT	20.51	Δ=73°15'2" L=19.18' R=15.00' T=11.15'
	PT	111+48.84	101.11'RT	20.53	

(x.x)	STD PLAN	MEF CODE
3.1	422E	

MEF CODES

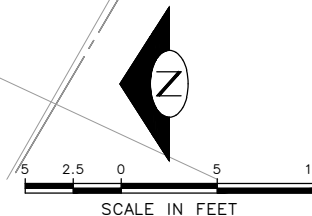
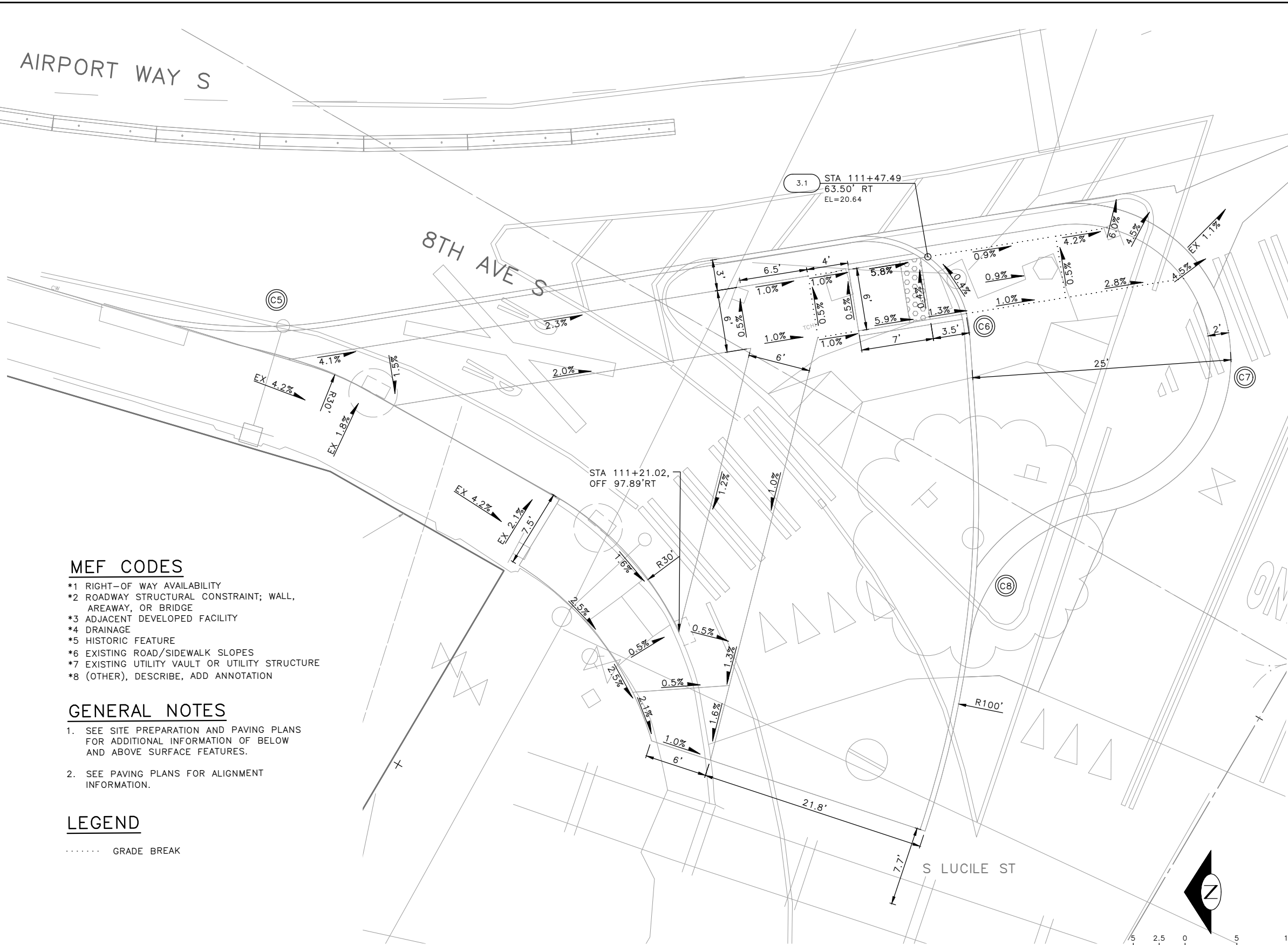
- *1 RIGHT-OF WAY AVAILABILITY
- *2 ROADWAY STRUCTURAL CONSTRAINT; WALL, AREAWAY, OR BRIDGE
- *3 ADJACENT DEVELOPED FACILITY
- *4 DRAINAGE
- *5 HISTORIC FEATURE
- *6 EXISTING ROAD/SIDEWALK SLOPES
- *7 EXISTING UTILITY VAULT OR UTILITY STRUCTURE
- *8 (OTHER), DESCRIBE, ADD ANNOTATION

GENERAL NOTES

1. SEE SITE PREPARATION AND PAVING PLANS FOR ADDITIONAL INFORMATION OF BELOW AND ABOVE SURFACE FEATURES.
2. SEE PAVING PLANS FOR ALIGNMENT INFORMATION.

LEGEND

..... GRADE BREAK



90% SUBMITTAL NOT FOR CONSTRUCTION AUGUST 2023

CURB RAMP PLAN - S LUCILE STREET 01

<p>APPROVED FOR ADVERTISING</p> <p>DEPARTMENT OF FINANCE & ADMINISTRATIVE SERVICES SEATTLE, WASHINGTON 20</p> <p>BY: PURCHASING AND CONTRACTING</p>	<p>INITIALS AND DATE</p> <table border="1"> <tr> <td>DESIGNED</td> <td>RECEIVED</td> </tr> <tr> <td>CHECKED</td> <td>REVISED AS BUILT</td> </tr> </table>	DESIGNED	RECEIVED	CHECKED	REVISED AS BUILT	<p>INITIALS AND DATE</p> <table border="1"> <tr> <td>REVIEWED:</td> <td>CONST.</td> </tr> <tr> <td>DES.</td> <td>PROJ. MGR.</td> </tr> <tr> <td>SDOT</td> <td></td> </tr> </table>	REVIEWED:	CONST.	DES.	PROJ. MGR.	SDOT		<p>ORDINANCE NO. PW NO. 2023-026</p> <p>SCALE: 1"=5'</p>	<p>GEORGETOWN TO DOWNTOWN PBL</p> <p>CR04</p> <p>SHEET 58 OF 79</p>
DESIGNED	RECEIVED													
CHECKED	REVISED AS BUILT													
REVIEWED:	CONST.													
DES.	PROJ. MGR.													
SDOT														

MEF CODES

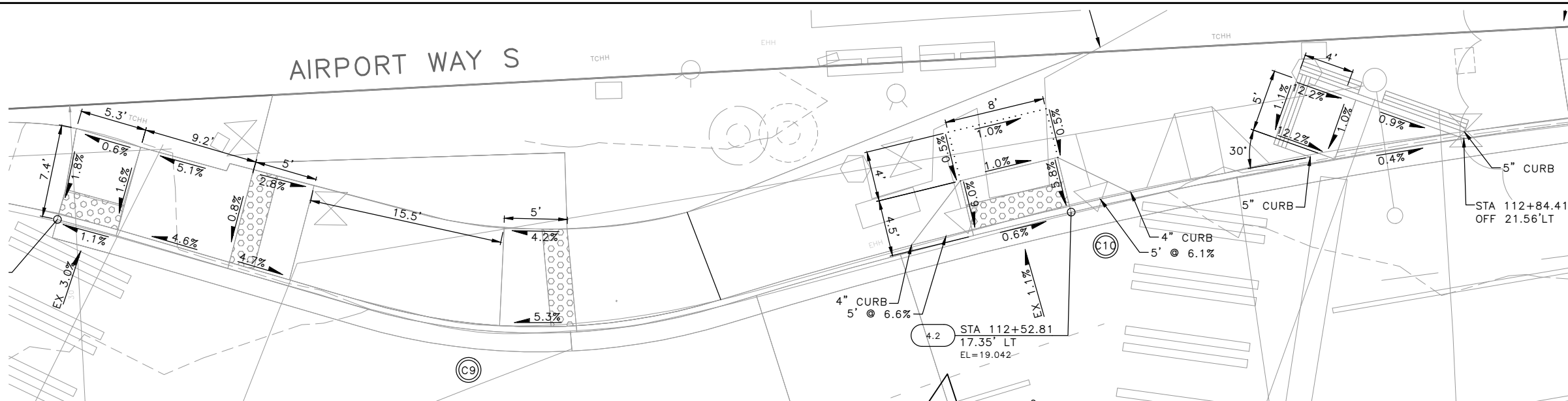
- *1 RIGHT-OF WAY AVAILABILITY
- *2 ROADWAY STRUCTURAL CONSTRAINT; WALL, AREAWAY, OR BRIDGE
- *3 ADJACENT DEVELOPED FACILITY
- *4 DRAINAGE
- *5 HISTORIC FEATURE
- *6 EXISTING ROAD/SIDEWALK SLOPES
- *7 EXISTING UTILITY VAULT OR UTILITY STRUCTURE
- *8 (OTHER), DESCRIBE, ADD ANNOTATION

GENERAL NOTES

1. SEE SITE PREPARATION AND PAVING PLANS FOR ADDITIONAL INFORMATION OF BELOW AND ABOVE SURFACE FEATURES.
2. SEE PAVING PLANS FOR ALIGNMENT INFORMATION.

LEGEND

..... GRADE BREAK



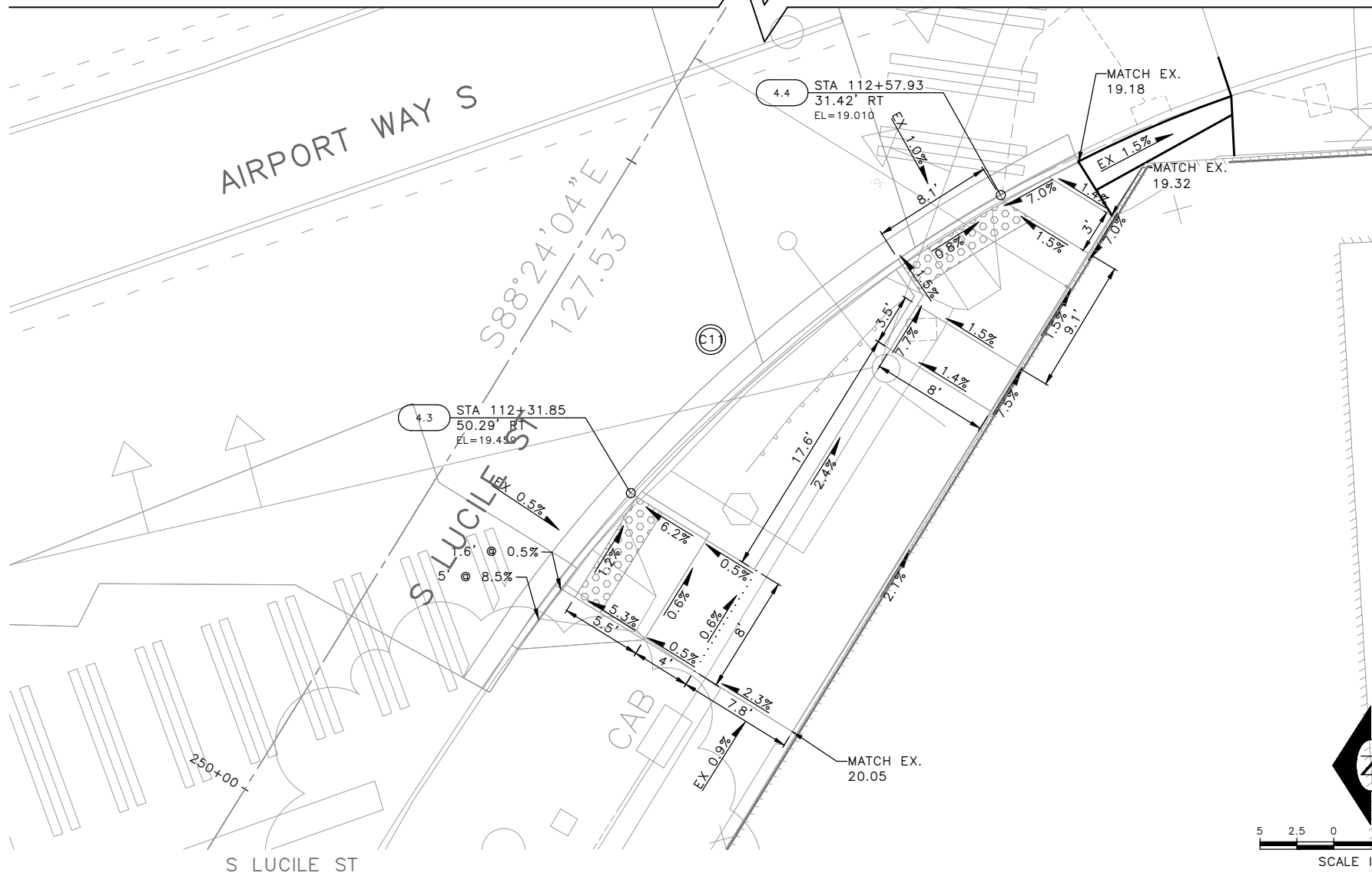
CURB RETURN TABLE

NO.	POINT	STATION	OFFSET	FL ELEV	GEOMETRY
C9	PC	111+95.98	12.67'LT		Δ=33°20'4" L=29.10 R=50.00 T=14.97
	1/2	112+10.21	9.91'LT		
	PRC	112+24.64	11.36'LT		
C10	1/2	112+58.56	18.30'LT		Δ=9°55'03" L=69.24 R=400.00 T=34.70
	PT	112+92.94	22.26'LT		

CURB RETURN

NO.	POINT	STATION	OFFSET	FL ELEV	GEOMETRY
C1	PC	112+24.78	58.18'RT	19.62	Δ=27°54'3" L=48.7' R=100.00' T=24.84'
	1/4	112+32.96	49.18'RT	19.43	
	1/2	112+42.18	41.24'RT	19.23	
	3/4	112+52.26	34.48'RT	19.06	
	PT	112+63.12	29.01'RT	18.86	

(x.x)	STD PLAN	MEF CODE
4.1	422A	
4.2	422B	
4.3	422A	
4.4	422B	



90% SUBMITTAL NOT FOR CONSTRUCTION AUGUST 2023

CURB RAMP PLAN – S LUCILE STREET 02

TRC1223-GEORGETOWN TO DOWNTOWN PBL\PROJECT FILES\CIVIL\02-SHEETS\TRC1223_P-RAMP.DWG AUGUST 21 2023 1:26PM

<p>APPROVED FOR ADVERTISING</p> <p>DEPARTMENT OF FINANCE & ADMINISTRATIVE SERVICES SEATTLE, WASHINGTON 20</p> <p>BY: PURCHASING AND CONTRACTING</p>	<p>INITIALS AND DATE</p> <table border="1"> <tr> <td>DESIGNED</td> <td>CHECKED</td> <td>DRAWN</td> <td>CHECKED</td> </tr> </table> <p>REVISAS AS BUILT</p> <p>ALL WORK SHALL BE DONE IN ACCORDANCE WITH THE CITY OF SEATTLE STANDARD PLANS AND SPECIFICATIONS AND OTHER DOCUMENTS CALLED FOR IN SECTION 0-02.3 OF THE PROJECT MANUAL.</p>	DESIGNED	CHECKED	DRAWN	CHECKED	<p>INITIALS AND DATE</p> <table border="1"> <tr> <td>REVIEWED:</td> <td>DES.</td> <td>CONST.</td> </tr> <tr> <td>SDOT</td> <td>PROJ. MGR.</td> <td></td> </tr> </table> <p>RECEIVED</p> <p>51781</p> <p>REGISTERED PROFESSIONAL ENGINEER</p>	REVIEWED:	DES.	CONST.	SDOT	PROJ. MGR.		<p>Seattle Department of Transportation</p> <p>ORDINANCE NO. PW NO. 2023-026</p> <p>SCALE: 1"=5'</p>	<p>GEORGETOWN TO DOWNTOWN PBL</p> <p>CR05</p> <p>SHEET 59 OF 79</p>
DESIGNED	CHECKED	DRAWN	CHECKED											
REVIEWED:	DES.	CONST.												
SDOT	PROJ. MGR.													

S FOREST ST

6TH AVE S

MATCH LINE STA 17+50 - SEE SHEET CH02

MATCH LINE STA 10+00 - SEE THIS SHEET

MATCH LINE STA 10+50 - SEE THIS SHEET

CHANNELIZATION LEGEND

- L-MP/4YD PROFILED MMA 4" SOLID DOUBLE YELLOW LINES W/4" SPACE BETWEEN
- L-MP/4YS PROFILED MMA 4" SOLID YELLOW LINE
- L-MP/4YO PROFILED MMA 4" SOLID YELLOW LINE W/ PARALLEL DASHED 4" YELLOW LINE, 10' PAINT AND 20' SKIP
- L-MP/4WB PROFILED MMA 4" DASHED WHITE LINE W/ 10' PAINT & 20' SKIP
- L-M/4W2 MMA 4" DASHED WHITE LINE W/2' PAINT & 4' SKIP
- L-M/6W2 MMA 6" DASHED WHITE LINE, W/2' PAINT & 4' SKIP
- L-M/6W3 MMA 6" DASHED WHITE LINE, W/3' PAINT & 6' SKIP
- L-M/6WS MMA 6" SOLID WHITE LINE
- L-MP/4WS PROFILED MMA 4" SOLID WHITE LINE
- L-T/SL16 THERMOPLASTIC 16" STOPLINE
- L-T/SL24 THERMOPLASTIC 24" STOPLINE
- L-M/8WS MMA 8" SOLID WHITE LINE
- L-T/XWK THERMOPLASTIC 8" CROSSWALK
- C-P/BUS BUS ZONE STRIPE, STD PLAN 713
- C-P/Y YELLOW CURB STRIPE, STD PLAN 713
- S-T720A THERMOPLASTIC LEFT ARROW
- S-T720B THERMOPLASTIC THROUGH ARROW
- S-T720C THERMOPLASTIC RIGHT ARROW
- S-T721A THERMOPLASTIC LEFT/THROUGH ARROW
- S-T723A THERMOPLASTIC LEFT MERGE ARROW
- S-T730A THERMOPLASTIC "ONLY" LEGEND
- S-T730B THERMOPLASTIC "BUS" LEGEND
- S-T730C THERMOPLASTIC "SLOW" LEGEND
- S-T741A THERMOPLASTIC PEDESTRIAN SYMBOL
- S-T770A THERMOPLASTIC BICYCLE LANE SYMBOL & ARROW
- S-M770A MMA BICYCLE LANE SYMBOL & ARROW
- S-T771A THERMOPLASTIC BIKE SHARROW
- S-M771C MMA BIKE SYMBOL
- S-T773A THERMOPLASTIC BIKE DOT.
- S-M780A MMA GREEN CROSS BIKE FOR ONE-WAY BIKE LANE
- S-M781 MMA GREEN DRIVEWAY MARKING (SEE DETAIL ON CHDT1)
- FDP28(36)W FLEXIBLE DELINEATOR POST, 28"(36"), WHITE
- GREEN GREEN PAVEMENT MARKING (MMA)

SIGNING LEGEND

SEE SHEET CHDT01 FOR SIGNING LEGEND AND SCHEDULE.

NOTES

1. SEE SHEET NT01 FOR ADDITIONAL NOTES.
 2. INSTALL TYPE 2A MARKERS WITH LANE LINE MARKING PER SECTION 8-22.1(2)C AND STD PLANS.
 3. REMOVE EX MARKERS AND INSTALL YELLOW TYPE 2A LANE MARKERS ON MEDIAN AT 6' SPACING.
 4. REMOVE ALL CONFLICTING EXISTING PAVEMENT MARKINGS AND LEGENDS UNLESS OTHERWISE NOTED
- INSTALL
 REMOVE

90% SUBMITTAL NOT FOR CONSTRUCTION AUGUST 2023

CHANNELIZATION PLAN 01

APPROVED FOR ADVERTISING

DEPARTMENT OF FINANCE & ADMINISTRATIVE SERVICES
SEATTLE, WASHINGTON 20

BY:

PURCHASING AND CONTRACTING

INITIALS AND DATE		INITIALS AND DATE	
DESIGNED	CHECKED	REVIEWED:	CONST.
		SDOT	PROJ. MGR.
DRAWN	CHECKED	RECEIVED	
		REVISED AS BUILT	

ALL WORK SHALL BE DONE IN ACCORDANCE WITH THE CITY OF SEATTLE STANDARD PLANS AND SPECIFICATIONS AND OTHER DOCUMENTS CALLED FOR IN SECTION 9-22.3 OF THE PROJECT MANUAL.



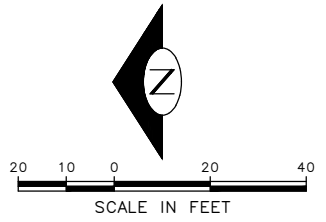
Seattle Department of Transportation

ORDINANCE NO. PW NO. 2023-026

SCALE: 1"=20'

GEORGETOWN TO DOWNTOWN PBL

PC	TRC1223
CO	TRC1223
VPI #	792-738
CH01	
SHEET 60 OF 79	

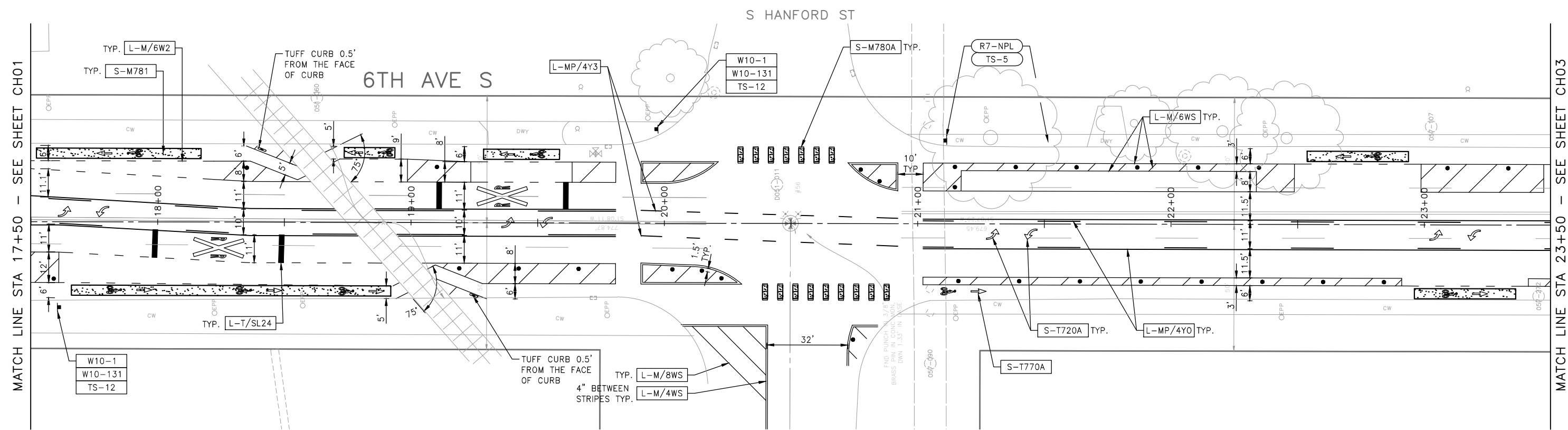


VAULT SERIAL NO.	DATE	MARK	NATURE	MADE BY	REV'D
39254			REVISIONS		

TRC1223-GEORGETOWN TO DOWNTOWN PBL\PROJECT FILES\DWG\02-SHEETS\TRC1223_P-MRKG.DWG AUGUST 21 2023 1:28PM

DATE	MARK	NATURE	REVISIONS

TRC1223-GEORGETOWN TO DOWNTOWN PBL\PROJECT FILES\DWG\02-SHEETS\TRC1223_P-MRKG.DWG
AUGUST 21 2023 1:28PM



CHANNELIZATION LEGEND

- L-MP/4YD PROFILED MMA 4" SOLID DOUBLE YELLOW LINES W/4" SPACE BETWEEN
- L-MP/4YS PROFILED MMA 4" SOLID YELLOW LINE
- L-MP/4YO PROFILED MMA 4" SOLID YELLOW LINE W/ PARALLEL DASHED 4" YELLOW LINE, 10' PAINT AND 20' SKIP
- L-MP/4WB PROFILED MMA 4" DASHED WHITE LINE W/ 10' PAINT & 20' SKIP
- L-M/4W2 MMA 4" DASHED WHITE LINE W/2' PAINT & 4' SKIP
- L-M/6W2 MMA 6" DASHED WHITE LINE, W/2' PAINT & 4' SKIP
- L-M/6W3 MMA 6" DASHED WHITE LINE, W/3' PAINT & 6' SKIP
- L-M/6WS MMA 6" SOLID WHITE LINE
- L-MP/4WS PROFILED MMA 4" SOLID WHITE LINE
- L-T/SL16 THERMOPLASTIC 16" STOPLINE
- L-T/SL24 THERMOPLASTIC 24" STOPLINE
- L-M/8WS MMA 8" SOLID WHITE LINE
- L-T/XWK THERMOPLASTIC 8" CROSSWALK
- C-P/BUS BUS ZONE STRIPE, STD PLAN 713
- C-P/Y YELLOW CURB STRIPE. STD PLAN 713

CHANNELIZATION LEGEND (CON'T)

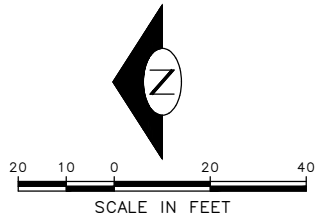
- S-T720A THERMOPLASTIC LEFT ARROW
- S-T720B THERMOPLASTIC THROUGH ARROW
- S-T720C THERMOPLASTIC RIGHT ARROW
- S-T721A THERMOPLASTIC LEFT/THROUGH ARROW
- S-T723A THERMOPLASTIC LEFT MERGE ARROW
- S-T730A THERMOPLASTIC "ONLY" LEGEND
- S-T730B THERMOPLASTIC "BUS" LEGEND
- S-T730C THERMOPLASTIC "SLOW" LEGEND
- S-T741A THERMOPLASTIC PEDESTRIAN SYMBOL
- S-T770A THERMOPLASTIC BICYCLE LANE SYMBOL & ARROW
- S-M770A MMA BICYCLE LANE SYMBOL & ARROW
- S-T771A THERMOPLASTIC BIKE SHARROW
- S-M771C MMA BIKE SYMBOL
- S-T773A THERMOPLASTIC BIKE DOT.
- S-M780A MMA GREEN CROSS BIKE FOR ONE-WAY BIKE LANE
- S-M781 MMA GREEN DRIVEWAY MARKING (SEE DETAIL ON CHDT1)
- FDP28(36)W FLEXIBLE DELINEATOR POST, 28"(36"), WHITE
- GREEN GREEN PAVEMENT MARKING (MMA)

SIGNING LEGEND

SEE SHEET CHDT01 FOR SIGNING LEGEND AND SCHEDULE.

NOTES

1. SEE SHEET NT01 FOR ADDITIONAL NOTES.
 2. INSTALL TYPE 2A MARKERS WITH LANE LINE MARKING PER SECTION 8-22.1(2)C AND STD PLANS.
 3. REMOVE EX MARKERS AND INSTALL YELLOW TYPE 2A LANE MARKERS ON MEDIAN AT 6' SPACING.
 4. REMOVE ALL CONFLICTING EXISTING PAVEMENT MARKINGS AND LEGENDS UNLESS OTHERWISE NOTED
- INSTALL
 REMOVE
 RELOCATE/MAINTAIN



90% SUBMITTAL NOT FOR CONSTRUCTION AUGUST 2023

CHANNELIZATION PLAN 02

APPROVED FOR ADVERTISING DEPARTMENT OF FINANCE & ADMINISTRATIVE SERVICES SEATTLE, WASHINGTON 20	INITIALS AND DATE DESIGNED CHECKED	INITIALS AND DATE REVIEWED: DES. CONST. SDOT PROJ. MGR.
BY: PURCHASING AND CONTRACTING	DRAWN CHECKED	RECEIVED REVISED AS BUILT
ALL WORK SHALL BE DONE IN ACCORDANCE WITH THE CITY OF SEATTLE STANDARD PLANS AND SPECIFICATIONS AND OTHER DOCUMENTS CALLED FOR IN SECTION 0-22.3 OF THE PROJECT MANUAL.		

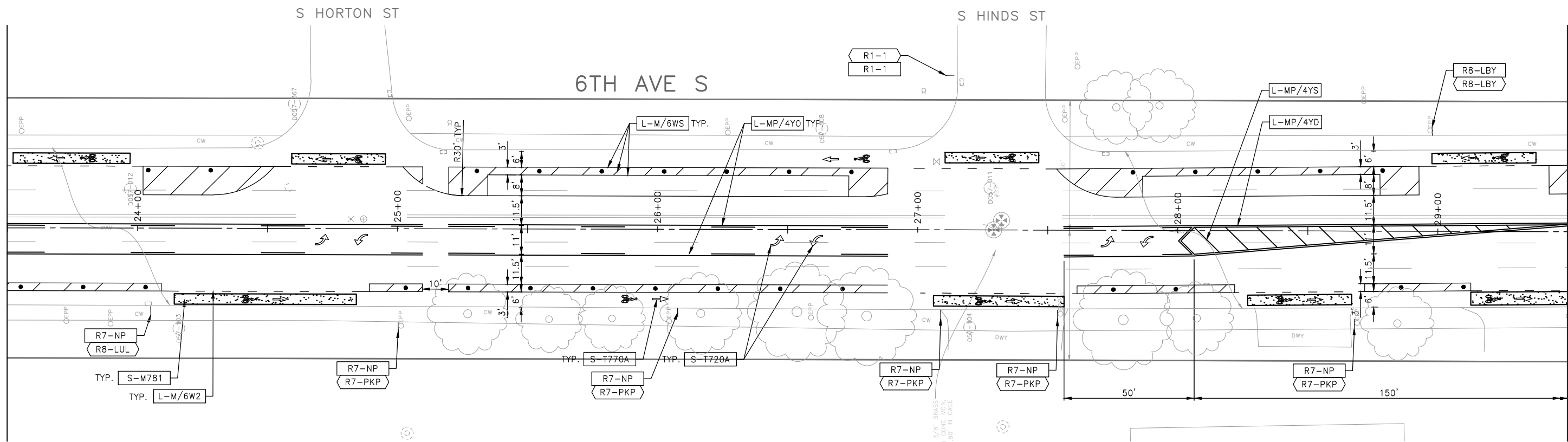


Seattle Department of Transportation
ORDINANCE NO. PW NO. 2023-026
SCALE: 1"=20'

GEORGETOWN TO DOWNTOWN PBL	PC TRC1223
	CO TRC1223
	VPI # 792-738
CH02	
SHEET 61 OF 79	

MATCH LINE STA 23+50 - SEE SHEET CH02

MATCH LINE STA 29+50 - SEE SHEET CH04



CHANNELIZATION LEGEND

- L-MP/4YD PROFILED MMA 4" SOLID DOUBLE YELLOW LINES W/4" SPACE BETWEEN
- L-MP/4YS PROFILED MMA 4" SOLID YELLOW LINE
- L-MP/4YO PROFILED MMA 4" SOLID YELLOW LINE W/ PARALLEL DASHED 4" YELLOW LINE, 10' PAINT AND 20' SKIP
- L-MP/4WB PROFILED MMA 4" DASHED WHITE LINE W/ 10' PAINT & 20' SKIP
- L-M/4W2 MMA 4" DASHED WHITE LINE W/2' PAINT & 4' SKIP
- L-M/6W2 MMA 6" DASHED WHITE LINE, W/2' PAINT & 4' SKIP
- L-M/6W3 MMA 6" DASHED WHITE LINE, W/3' PAINT & 6' SKIP
- L-M/6WS MMA 6" SOLID WHITE LINE
- L-MP/4WS PROFILED MMA 4" SOLID WHITE LINE
- L-T/SL16 THERMOPLASTIC 16" STOPLINE
- L-T/SL24 THERMOPLASTIC 24" STOPLINE
- L-M/8WS MMA 8" SOLID WHITE LINE
- L-T/XWK THERMOPLASTIC 8" CROSSWALK
- C-P/BUS BUS ZONE STRIPE, STD PLAN 713
- C-P/Y YELLOW CURB STRIPE. STD PLAN 713

CHANNELIZATION LEGEND (CON'T)

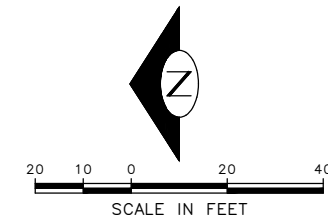
- S-T720A THERMOPLASTIC LEFT ARROW
- S-T720B THERMOPLASTIC THROUGH ARROW
- S-T720C THERMOPLASTIC RIGHT ARROW
- S-T721A THERMOPLASTIC LEFT/THROUGH ARROW
- S-T723A THERMOPLASTIC LEFT MERGE ARROW
- S-T730A THERMOPLASTIC "ONLY" LEGEND
- S-T730B THERMOPLASTIC "BUS" LEGEND
- S-T730C THERMOPLASTIC "SLOW" LEGEND
- S-T741A THERMOPLASTIC PEDESTRIAN SYMBOL
- S-T770A THERMOPLASTIC BICYCLE LANE SYMBOL & ARROW
- S-M770A MMA BICYCLE LANE SYMBOL & ARROW
- S-T771A THERMOPLASTIC BIKE SHARROW
- S-M771C MMA BIKE SYMBOL
- S-T773A THERMOPLASTIC BIKE DOT.
- S-M780A MMA GREEN CROSS BIKE FOR ONE-WAY BIKE LANE
- S-M781 MMA GREEN DRIVEWAY MARKING (SEE DETAIL ON CHDT1)
- FDP28(36)W FLEXIBLE DELINEATOR POST, 28"(36"), WHITE
- GREEN GREEN PAVEMENT MARKING (MMA)

SIGNING LEGEND

SEE SHEET CHDT01 FOR SIGNING LEGEND AND SCHEDULE.

NOTES


- SEE SHEET NT01 FOR ADDITIONAL NOTES.
 - INSTALL TYPE 2A MARKERS WITH LANE LINE MARKING PER SECTION 8-22.1(2)C AND STD PLANS.
 - REMOVE EX MARKERS AND INSTALL YELLOW TYPE 2A LANE MARKERS ON MEDIAN AT 6' SPACING.
 - REMOVE ALL CONFLICTING EXISTING PAVEMENT MARKINGS AND LEGENDS UNLESS OTHERWISE NOTED
- INSTALL
 - REMOVE
 - RELOCATE/MAINTAIN



90% SUBMITTAL NOT FOR CONSTRUCTION AUGUST 2023

CHANNELIZATION PLAN 03

APPROVED FOR ADVERTISING DEPARTMENT OF FINANCE & ADMINISTRATIVE SERVICES SEATTLE, WASHINGTON 20	INITIALS AND DATE DESIGNED CHECKED	INITIALS AND DATE REVIEWED: DES. CONST. SDOT PROJ. MGR.
BY: PURCHASING AND CONTRACTING	DRAWN CHECKED	RECEIVED REVISED AS BUILT



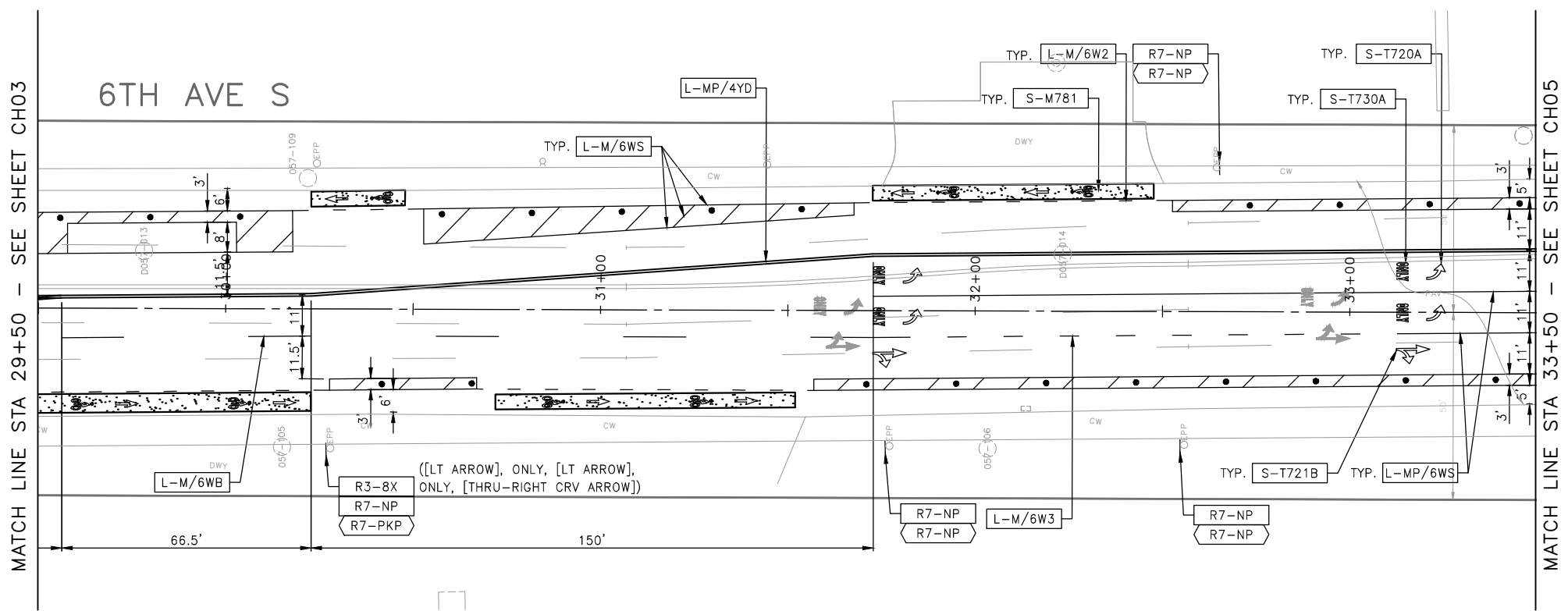
Seattle Department of Transportation
ORDINANCE NO. PW NO. 2023-026
SCALE: 1"=20'

GEORGETOWN TO DOWNTOWN PBL

PC	TRC1223
CO	TRC1223
VPI #	792-738
CH03	
SHEET 62 OF 79	

TRC1223-GEORGETOWN TO DOWNTOWN PBL\PROJECT FILES\CIVIL\02-SHEETS\TRC1223_P-MRKG.DWG AUGUST 21 2023 1:29PM

DATE	MARK	MADE BY	CHK'D	REV'D
3/2/24				



CHANNELIZATION LEGEND

L-MP/4YD	PROFILED MMA 4" SOLID DOUBLE YELLOW LINES W/4" SPACE BETWEEN
L-MP/4YS	PROFILED MMA 4" SOLID YELLOW LINE
L-MP/4YO	PROFILED MMA 4" SOLID YELLOW LINE W/ PARALLEL DASHED 4" YELLOW LINE, 10' PAINT AND 20' SKIP
L-MP/4WB	PROFILED MMA 4" DASHED WHITE LINE W/ 10' PAINT & 20' SKIP
L-M/4W2	MMA 4" DASHED WHITE LINE W/2' PAINT & 4' SKIP
L-M/6W2	MMA 6" DASHED WHITE LINE, W/2' PAINT & 4' SKIP
L-M/6W3	MMA 6" DASHED WHITE LINE, W/3' PAINT & 6' SKIP
L-M/6WS	MMA 6" SOLID WHITE LINE
L-MP/4WS	PROFILED MMA 4" SOLID WHITE LINE
L-T/SL16	THERMOPLASTIC 16" STOPLINE
L-T/SL24	THERMOPLASTIC 24" STOPLINE
L-M/8WS	MMA 8" SOLID WHITE LINE
L-T/XWK	THERMOPLASTIC 8" CROSSWALK
C-P/BUS	BUS ZONE STRIPE, STD PLAN 713
C-P/Y	YELLOW CURB STRIPE, STD PLAN 713

CHANNELIZATION LEGEND (CON'T)

S-T720A	THERMOPLASTIC LEFT ARROW
S-T720B	THERMOPLASTIC THROUGH ARROW
S-T720C	THERMOPLASTIC RIGHT ARROW
S-T721A	THERMOPLASTIC LEFT/THROUGH ARROW
S-T723A	THERMOPLASTIC LEFT MERGE ARROW
S-T730A	THERMOPLASTIC "ONLY" LEGEND
S-T730B	THERMOPLASTIC "BUS" LEGEND
S-T730C	THERMOPLASTIC "SLOW" LEGEND
S-T741A	THERMOPLASTIC PEDESTRIAN SYMBOL
S-T770A	THERMOPLASTIC BICYCLE LANE SYMBOL & ARROW
S-M770A	MMA BICYCLE LANE SYMBOL & ARROW
S-T771A	THERMOPLASTIC BIKE SHARROW
S-M771C	MMA BIKE SYMBOL
S-T773A	THERMOPLASTIC BIKE DOT.
S-M780A	MMA GREEN CROSS BIKE FOR ONE-WAY BIKE LANE
S-M781	MMA GREEN DRIVEWAY MARKING (SEE DETAIL ON CHDT1)
FDP28(36)W	FLEXIBLE DELINEATOR POST, 28"(36"), WHITE
GREEN [Symbol]	GREEN PAVEMENT MARKING (MMA)

SIGNING LEGEND

SEE SHEET CHDT01 FOR SIGNING LEGEND AND SCHEDULE.

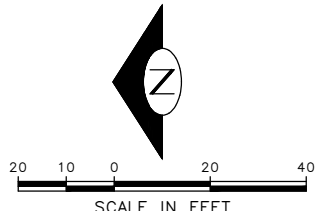
NOTES

- SEE SHEET NT01 FOR ADDITIONAL NOTES.
 - INSTALL TYPE 2A MARKERS WITH LANE LINE MARKING PER SECTION 8-22.1(2)C AND STD PLANS.
 - REMOVE EX MARKERS AND INSTALL YELLOW TYPE 2A LANE MARKERS ON MEDIAN AT 6' SPACING.
 - REMOVE ALL CONFLICTING EXISTING PAVEMENT MARKINGS AND LEGENDS UNLESS OTHERWISE NOTED
- INSTALL
 REMOVE
 RELOCATE/MAINTAIN

DATE	MARK	NATURE	REV'D
3/2/24			

90% SUBMITTAL NOT FOR CONSTRUCTION AUGUST 2023

CHANNELIZATION PLAN 04



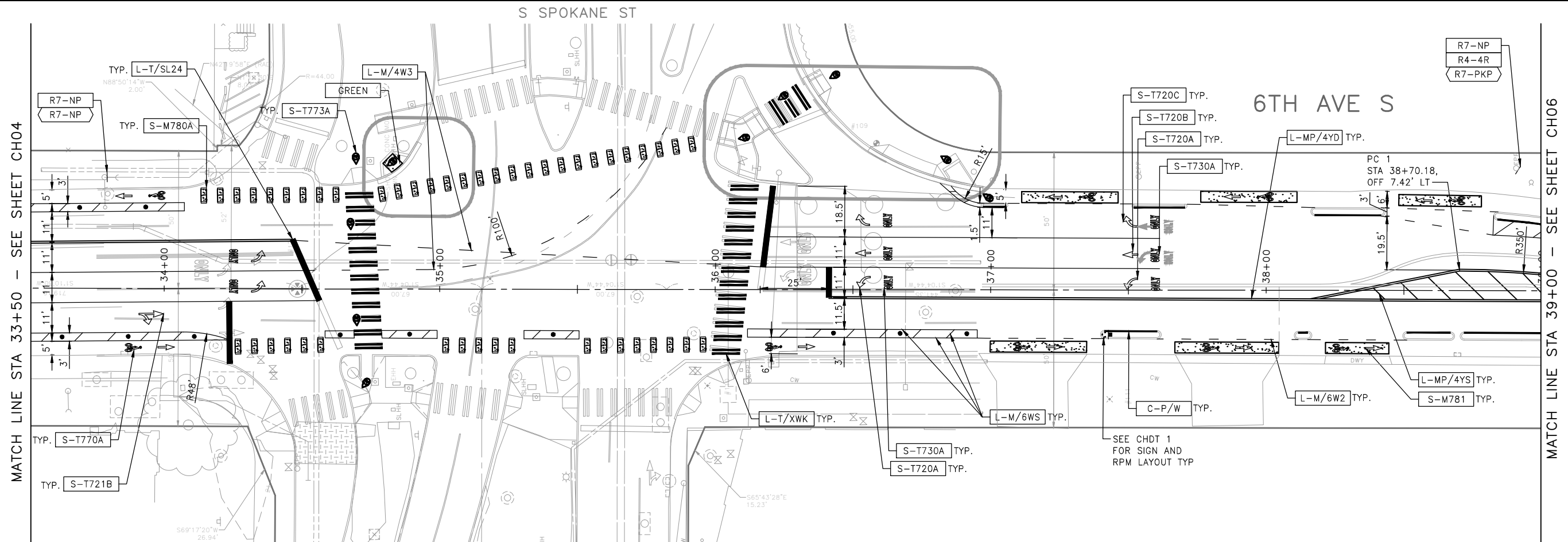
TRC1223-GEORGETOWN TO DOWNTOWN PBL\PROJECT FILES\DWG\02-SHEETS\TRC1223_P-MRKG.DWG AUGUST 21 2023 1:30PM

APPROVED FOR ADVERTISING DEPARTMENT OF FINANCE & ADMINISTRATIVE SERVICES SEATTLE, WASHINGTON 20	INITIALS AND DATE DESIGNED CHECKED	INITIALS AND DATE REVIEWED: DES. CONST. SDOT PROJ. MGR.
BY: PURCHASING AND CONTRACTING	DRAWN CHECKED	RECEIVED REVISED AS BUILT
ALL WORK SHALL BE DONE IN ACCORDANCE WITH THE CITY OF SEATTLE STANDARD PLANS AND SPECIFICATIONS AND OTHER DOCUMENTS CALLED FOR IN SECTION 9-22.3 OF THE PROJECT MANUAL.		



Seattle Department of Transportation
 ORDINANCE NO. PW NO. 2023-026
 SCALE: 1"=20'

PC TRC1223
CO TRC1223
VPI # 792-738
CH04
SHEET 63 OF 79



MATCH LINE STA 33+50 - SEE SHEET CH04

MATCH LINE STA 39+00 - SEE SHEET CH06

R7-NP
R4-4R
R7-PKP

6TH AVE S

PC 1
STA 38+70.18,
OFF 7.42' LT

SEE CHDT 1
FOR SIGN AND
RPM LAYOUT TYP

CHANNELIZATION LEGEND

- L-MP/4YD PROFILED MMA 4" SOLID DOUBLE YELLOW LINES W/4" SPACE BETWEEN
- L-MP/4YS PROFILED MMA 4" SOLID YELLOW LINE
- L-MP/4YO PROFILED MMA 4" SOLID YELLOW LINE W/ PARALLEL DASHED 4" YELLOW LINE, 10' PAINT AND 20' SKIP
- L-MP/4WB PROFILED MMA 4" DASHED WHITE LINE W/ 10' PAINT & 20' SKIP
- L-M/4W2 MMA 4" DASHED WHITE LINE W/2' PAINT & 4' SKIP
- L-M/6W2 MMA 6" DASHED WHITE LINE, W/2' PAINT & 4' SKIP
- L-M/6W3 MMA 6" DASHED WHITE LINE, W/3' PAINT & 6' SKIP
- L-M/6WS MMA 6" SOLID WHITE LINE
- L-MP/4WS PROFILED MMA 4" SOLID WHITE LINE
- L-T/SL16 THERMOPLASTIC 16" STOPLINE
- L-T/SL24 THERMOPLASTIC 24" STOPLINE
- L-M/8WS MMA 8" SOLID WHITE LINE
- L-T/XWK THERMOPLASTIC 8" CROSSWALK
- C-P/BUS BUS ZONE STRIPE, STD PLAN 713
- C-P/Y YELLOW CURB STRIPE. STD PLAN 713

CHANNELIZATION LEGEND (CON'T)

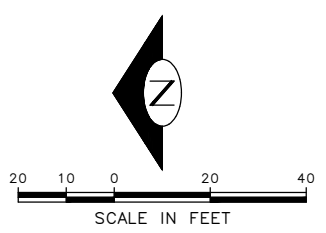
- S-T720A THERMOPLASTIC LEFT ARROW
- S-T720B THERMOPLASTIC THROUGH ARROW
- S-T720C THERMOPLASTIC RIGHT ARROW
- S-T721A THERMOPLASTIC LEFT/THROUGH ARROW
- S-T723A THERMOPLASTIC LEFT MERGE ARROW
- S-T730A THERMOPLASTIC "ONLY" LEGEND
- S-T730B THERMOPLASTIC "BUS" LEGEND
- S-T730C THERMOPLASTIC "SLOW" LEGEND
- S-T741A THERMOPLASTIC PEDESTRIAN SYMBOL
- S-T770A THERMOPLASTIC BICYCLE LANE SYMBOL & ARROW
- S-M770A MMA BICYCLE LANE SYMBOL & ARROW
- S-T771A THERMOPLASTIC BIKE SHARROW
- S-M771C MMA BIKE SYMBOL
- S-T773A THERMOPLASTIC BIKE DOT.
- S-M780A MMA GREEN CROSS BIKE FOR ONE-WAY BIKE LANE
- S-M781 MMA GREEN DRIVEWAY MARKING (SEE DETAIL ON CHDT1)
- FDP28(36)W FLEXIBLE DELINEATOR POST, 28"(36"), WHITE
- GREEN GREEN PAVEMENT MARKING (MMA)

SIGNING LEGEND

SEE SHEET CHDT01 FOR SIGNING LEGEND AND SCHEDULE.

NOTES

1. SEE SHEET NT01 FOR ADDITIONAL NOTES.
 2. INSTALL TYPE 2A MARKERS WITH LANE LINE MARKING PER SECTION 8-22.1(2)C AND STD PLANS.
 3. REMOVE EX MARKERS AND INSTALL YELLOW TYPE 2A LANE MARKERS ON MEDIAN AT 6' SPACING.
 4. REMOVE ALL CONFLICTING EXISTING PAVEMENT MARKINGS AND LEGENDS UNLESS OTHERWISE NOTED
- INSTALL
 REMOVE
 RELOCATE/MAINTAIN



90% SUBMITTAL NOT FOR CONSTRUCTION AUGUST 2023

CHANNELIZATION PLAN 05

APPROVED FOR ADVERTISING DEPARTMENT OF FINANCE & ADMINISTRATIVE SERVICES SEATTLE, WASHINGTON 20	INITIALS AND DATE DESIGNED CHECKED DRAWN CHECKED	INITIALS AND DATE REVIEWED: DES. CONST. SDOT PROJ. MGR. RECEIVED REVISED AS BUILT	BY: PURCHASING AND CONTRACTING
ALL WORK SHALL BE DONE IN ACCORDANCE WITH THE CITY OF SEATTLE STANDARD PLANS AND SPECIFICATIONS AND OTHER DOCUMENTS CALLED FOR IN SECTION 0-22.3 OF THE PROJECT MANUAL.			



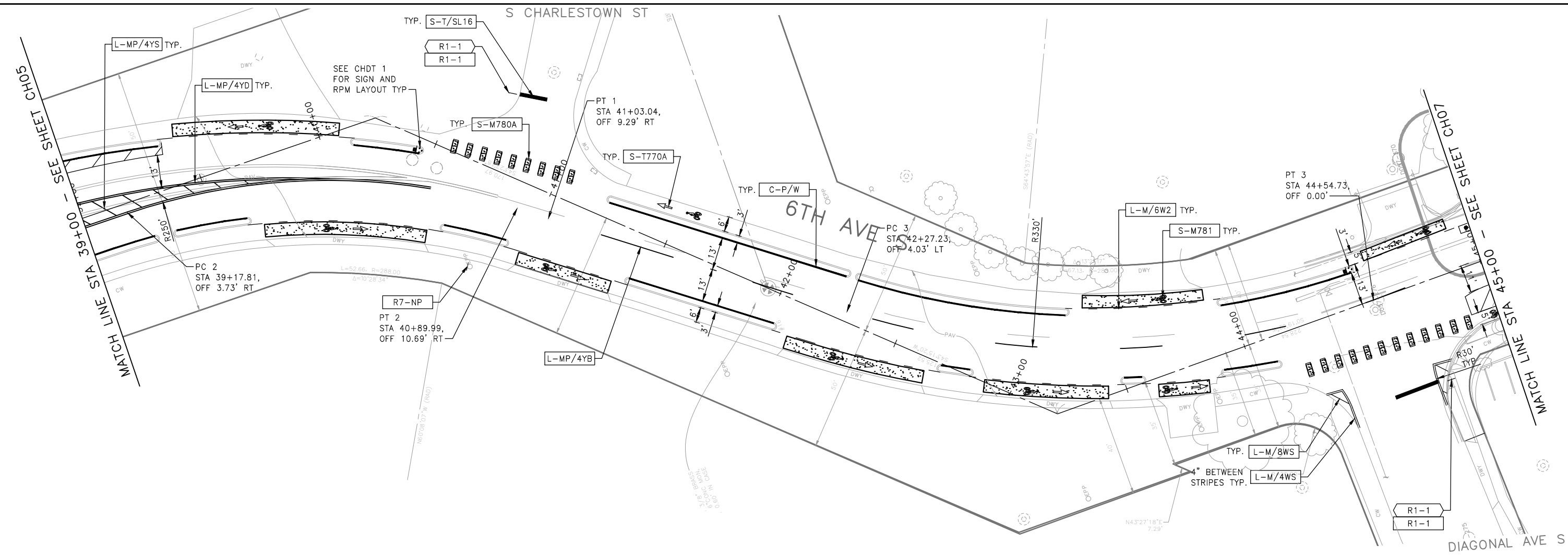
GEORGETOWN TO DOWNTOWN PBL	CH05 SHEET 64 OF 79
PC TRC1223 CO TRC1223 VPI # 792-738	

DATE	MARK	NATURE	MADE BY	CHK'D	REV'D

TRC1223 - GEORGETOWN TO DOWNTOWN PBL PROJECT FILES\CVML\02-SHEETS\TRC1223_P-MRKG.DWG AUGUST 21 2023 1:31PM

DATE	MARK	NATURE	MADE BY	CHK'D	REV'D

TRC1223 - GEORGETOWN TO DOWNTOWN PBL PROJECT FILES\DWG\02-SHEETS\TRC1223_P-MRKG.DWG
AUGUST 21 2023 1:32PM



CHANNELIZATION LEGEND

- L-MP/4YD PROFILED MMA 4" SOLID DOUBLE YELLOW LINES W/4" SPACE BETWEEN
- L-MP/4YS PROFILED MMA 4" SOLID YELLOW LINE
- L-MP/4YO PROFILED MMA 4" SOLID YELLOW LINE W/ PARALLEL DASHED 4" YELLOW LINE, 10' PAINT AND 20' SKIP
- L-MP/4WB PROFILED MMA 4" DASHED WHITE LINE W/ 10' PAINT & 20' SKIP
- L-M/4W2 MMA 4" DASHED WHITE LINE W/2' PAINT & 4' SKIP
- L-M/6W2 MMA 6" DASHED WHITE LINE, W/2' PAINT & 4' SKIP
- L-M/6W3 MMA 6" DASHED WHITE LINE, W/3' PAINT & 6' SKIP
- L-M/6WS MMA 6" SOLID WHITE LINE
- L-MP/4WS PROFILED MMA 4" SOLID WHITE LINE
- L-T/SL16 THERMOPLASTIC 16" STOPLINE
- L-T/SL24 THERMOPLASTIC 24" STOPLINE
- L-M/8WS MMA 8" SOLID WHITE LINE
- L-T/XWK THERMOPLASTIC 8" CROSSWALK
- C-P/BUS BUS ZONE STRIPE, STD PLAN 713
- C-P/Y YELLOW CURB STRIPE. STD PLAN 713

CHANNELIZATION LEGEND (CON'T)

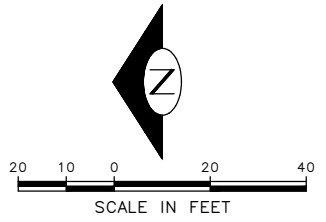
- S-T720A THERMOPLASTIC LEFT ARROW
- S-T720B THERMOPLASTIC THROUGH ARROW
- S-T720C THERMOPLASTIC RIGHT ARROW
- S-T721A THERMOPLASTIC LEFT/THROUGH ARROW
- S-T723A THERMOPLASTIC LEFT MERGE ARROW
- S-T730A THERMOPLASTIC "ONLY" LEGEND
- S-T730B THERMOPLASTIC "BUS" LEGEND
- S-T730C THERMOPLASTIC "SLOW" LEGEND
- S-T741A THERMOPLASTIC PEDESTRIAN SYMBOL
- S-T770A THERMOPLASTIC BICYCLE LANE SYMBOL & ARROW
- S-M770A MMA BICYCLE LANE SYMBOL & ARROW
- S-T771A THERMOPLASTIC BIKE SHARROW
- S-M771C MMA BIKE SYMBOL
- S-T773A THERMOPLASTIC BIKE DOT.
- S-M780A MMA GREEN CROSS BIKE FOR ONE-WAY BIKE LANE
- S-M781 MMA GREEN DRIVEWAY MARKING (SEE DETAIL ON CHDT1)
- FDP28(36)W FLEXIBLE DELINEATOR POST, 28"(36"), WHITE
- GREEN GREEN PAVEMENT MARKING (MMA)

SIGNING LEGEND

SEE SHEET CHDT01 FOR SIGNING LEGEND AND SCHEDULE.

NOTES

1. SEE SHEET NT01 FOR ADDITIONAL NOTES.
 2. INSTALL TYPE 2A MARKERS WITH LANE LINE MARKING PER SECTION 8-22.1(2)C AND STD PLANS.
 3. REMOVE EX MARKERS AND INSTALL YELLOW TYPE 2A LANE MARKERS ON MEDIAN AT 6' SPACING.
 4. REMOVE ALL CONFLICTING EXISTING PAVEMENT MARKINGS AND LEGENDS UNLESS OTHERWISE NOTED
- INSTALL
 REMOVE
 RELOCATE/MAINTAIN



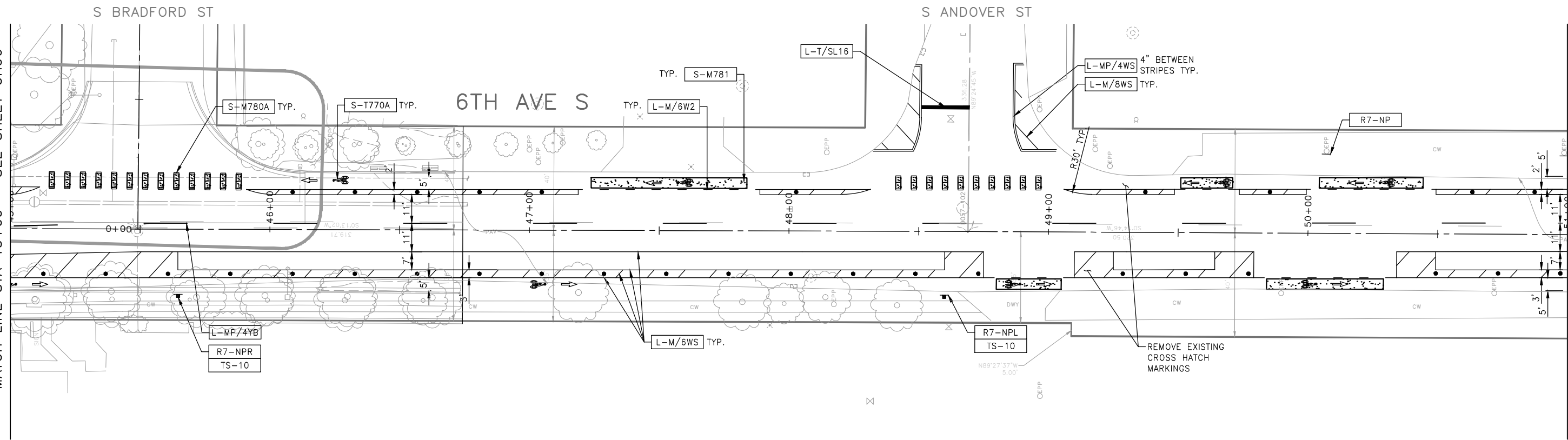
90% SUBMITTAL NOT FOR CONSTRUCTION AUGUST 2023

CHANNELIZATION PLAN 06

APPROVED FOR ADVERTISING DEPARTMENT OF FINANCE & ADMINISTRATIVE SERVICES SEATTLE, WASHINGTON 20 ..	INITIALS AND DATE DESIGNED CHECKED DRAWN CHECKED	INITIALS AND DATE REVIEWED: DES. CONST. SDOT PROJ. MGR. RECEIVED REVISED AS BUILT	ORDNANCE NO. PW NO. 2023-026 SCALE: 1"=20'
BY: PURCHASING AND CONTRACTING <small>ALL WORK SHALL BE DONE IN ACCORDANCE WITH THE CITY OF SEATTLE STANDARD PLANS AND SPECIFICATIONS AND OTHER DOCUMENTS CALLED FOR IN SECTION 9-22.3 OF THE PROJECT MANUAL.</small>			<p style="font-size: 24pt; margin: 0;">GEORGETOWN TO DOWNTOWN PBL</p> <p style="font-size: 18pt; margin: 0;">CH06</p> <p style="font-size: 14pt; margin: 0;">SHEET 65 OF 79</p>

MATCH LINE STA 45+00 - SEE SHEET CH06

MATCH LINE STA 51+00 - SEE SHEET CH08



DATE	MARK	NATURE	MADE	CHK'D	REV'D

CHANNELIZATION LEGEND

- L-MP/4YD PROFILED MMA 4" SOLID DOUBLE YELLOW LINES W/ 4" SPACE BETWEEN
- L-MP/4YS PROFILED MMA 4" SOLID YELLOW LINE
- L-MP/4YO PROFILED MMA 4" SOLID YELLOW LINE W/ PARALLEL DASHED 4" YELLOW LINE, 10' PAINT AND 20' SKIP
- L-MP/4WB PROFILED MMA 4" DASHED WHITE LINE W/ 10' PAINT & 20' SKIP
- L-M/4W2 MMA 4" DASHED WHITE LINE W/ 2' PAINT & 4' SKIP
- L-M/6W2 MMA 6" DASHED WHITE LINE, W/ 2' PAINT & 4' SKIP
- L-M/6W3 MMA 6" DASHED WHITE LINE, W/ 3' PAINT & 6' SKIP
- L-M/6WS MMA 6" SOLID WHITE LINE
- L-MP/4WS PROFILED MMA 4" SOLID WHITE LINE
- L-T/SL16 THERMOPLASTIC 16" STOPLINE
- L-T/SL24 THERMOPLASTIC 24" STOPLINE
- L-M/8WS MMA 8" SOLID WHITE LINE
- L-T/XWK THERMOPLASTIC 8" CROSSWALK
- C-P/BUS BUS ZONE STRIPE, STD PLAN 713
- C-P/Y YELLOW CURB STRIPE. STD PLAN 713

CHANNELIZATION LEGEND (CON'T)

- S-T720A THERMOPLASTIC LEFT ARROW
- S-T720B THERMOPLASTIC THROUGH ARROW
- S-T720C THERMOPLASTIC RIGHT ARROW
- S-T721A THERMOPLASTIC LEFT/THROUGH ARROW
- S-T723A THERMOPLASTIC LEFT MERGE ARROW
- S-T730A THERMOPLASTIC "ONLY" LEGEND
- S-T730B THERMOPLASTIC "BUS" LEGEND
- S-T730C THERMOPLASTIC "SLOW" LEGEND
- S-T741A THERMOPLASTIC PEDESTRIAN SYMBOL
- S-T770A THERMOPLASTIC BICYCLE LANE SYMBOL & ARROW
- S-M770A MMA BICYCLE LANE SYMBOL & ARROW
- S-T771A THERMOPLASTIC BIKE SHARROW
- S-M771C MMA BIKE SYMBOL
- S-T773A THERMOPLASTIC BIKE DOT.
- S-M780A MMA GREEN CROSS BIKE FOR ONE-WAY BIKE LANE
- S-M781 MMA GREEN DRIVEWAY MARKING (SEE DETAIL ON CHDT1)
- FDP28(36)W FLEXIBLE DELINEATOR POST, 28"(36"), WHITE
- GREEN GREEN PAVEMENT MARKING (MMA)

SIGNING LEGEND

SEE SHEET CHDT01 FOR SIGNING LEGEND AND SCHEDULE.

NOTES

1. SEE SHEET NT01 FOR ADDITIONAL NOTES.
 2. INSTALL TYPE 2A MARKERS WITH LANE LINE MARKING PER SECTION 8-22.1(2)C AND STD PLANS.
 3. REMOVE EX MARKERS AND INSTALL YELLOW TYPE 2A LANE MARKERS ON MEDIAN AT 6' SPACING.
 4. REMOVE ALL CONFLICTING EXISTING PAVEMENT MARKINGS AND LEGENDS UNLESS OTHERWISE NOTED
- INSTALL
 - REMOVE
 - RELOCATE/MAINTAIN

90% SUBMITTAL NOT FOR CONSTRUCTION AUGUST 2023

CHANNELIZATION PLAN 07

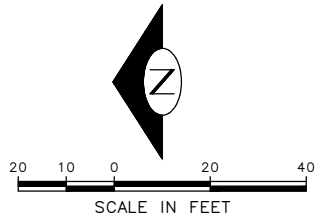
APPROVED FOR ADVERTISING DEPARTMENT OF FINANCE & ADMINISTRATIVE SERVICES SEATTLE, WASHINGTON 20	INITIALS AND DATE DESIGNED CHECKED	INITIALS AND DATE REVIEWED: DES. CONST. SDOT PROJ. MGR. RECEIVED REVISED AS BUILT
BY: PURCHASING AND CONTRACTING	ALL WORK SHALL BE DONE IN ACCORDANCE WITH THE CITY OF SEATTLE STANDARD PLANS AND SPECIFICATIONS AND OTHER DOCUMENTS CALLED FOR IN SECTION 0-22.3 OF THE PROJECT MANUAL.	



Seattle Department of Transportation
ORDINANCE NO. PW NO. 2023-026
SCALE: 1"=20'

GEORGETOWN TO DOWNTOWN PBL

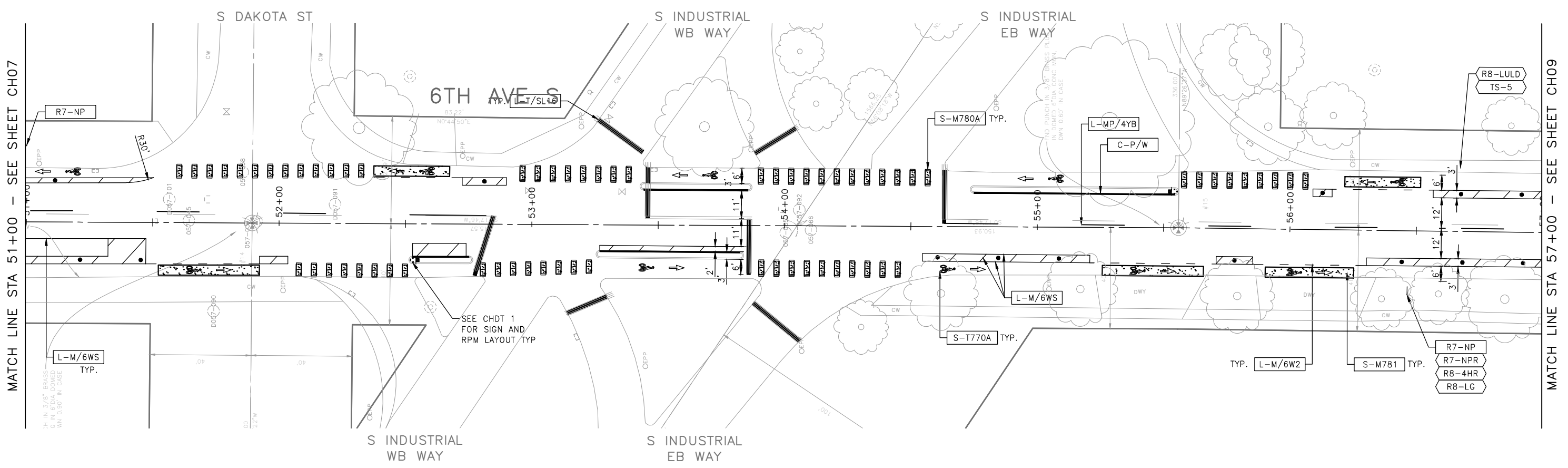
PC	TRC1223
CO	TRC1223
VPI #	792-738
CH07	
SHEET	66 OF 79



TRC1223-GEORGETOWN TO DOWNTOWN PBL\PROJECT FILES\CIVIL\02-SHEETS\TRC1223_P-MRKG.DWG AUGUST 21 2023 1:33PM

DATE	MARK	NATURE	REVISIONS

TRC1223 - GEORGETOWN TO DOWNTOWN PBL PROJECT FILES\DWG\02-SHEETS\TRC1223_P-MRKG.DWG
AUGUST 21 2023 1:34PM



MATCH LINE STA 51+00 - SEE SHEET CH07

MATCH LINE STA 57+00 - SEE SHEET CH09

CHANNELIZATION LEGEND

- L-MP/4YD PROFILED MMA 4" SOLID DOUBLE YELLOW LINES W/4" SPACE BETWEEN
- L-MP/4YS PROFILED MMA 4" SOLID YELLOW LINE
- L-MP/4YO PROFILED MMA 4" SOLID YELLOW LINE W/ PARALLEL DASHED 4" YELLOW LINE, 10' PAINT AND 20' SKIP
- L-MP/4WB PROFILED MMA 4" DASHED WHITE LINE W/ 10' PAINT & 20' SKIP
- L-M/4W2 MMA 4" DASHED WHITE LINE W/2' PAINT & 4' SKIP
- L-M/6W2 MMA 6" DASHED WHITE LINE, W/2' PAINT & 4' SKIP
- L-M/6W3 MMA 6" DASHED WHITE LINE, W/3' PAINT & 6' SKIP
- L-M/6WS MMA 6" SOLID WHITE LINE
- L-MP/4WS PROFILED MMA 4" SOLID WHITE LINE
- L-T/SL16 THERMOPLASTIC 16" STOPLINE
- L-T/SL24 THERMOPLASTIC 24" STOPLINE
- L-M/8WS MMA 8" SOLID WHITE LINE
- L-T/XWK THERMOPLASTIC 8" CROSSWALK
- C-P/BUS BUS ZONE STRIPE, STD PLAN 713
- C-P/Y YELLOW CURB STRIPE. STD PLAN 713

CHANNELIZATION LEGEND (CON'T)

- S-T720A THERMOPLASTIC LEFT ARROW
- S-T720B THERMOPLASTIC THROUGH ARROW
- S-T720C THERMOPLASTIC RIGHT ARROW
- S-T721A THERMOPLASTIC LEFT/THROUGH ARROW
- S-T723A THERMOPLASTIC LEFT MERGE ARROW
- S-T730A THERMOPLASTIC "ONLY" LEGEND
- S-T730B THERMOPLASTIC "BUS" LEGEND
- S-T730C THERMOPLASTIC "SLOW" LEGEND
- S-T741A THERMOPLASTIC PEDESTRIAN SYMBOL
- S-T770A THERMOPLASTIC BICYCLE LANE SYMBOL & ARROW
- S-M770A MMA BICYCLE LANE SYMBOL & ARROW
- S-T771A THERMOPLASTIC BIKE SHARROW
- S-M771C MMA BIKE SYMBOL
- S-T773A THERMOPLASTIC BIKE DOT.
- S-M780A MMA GREEN CROSS BIKE FOR ONE-WAY BIKE LANE
- S-M781 MMA GREEN DRIVEWAY MARKING (SEE DETAIL ON CHDT1)
- FDP28(36)W FLEXIBLE DELINEATOR POST, 28"(36"), WHITE
- GREEN GREEN PAVEMENT MARKING (MMA)

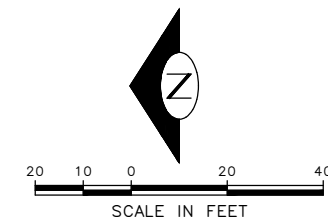
SIGNING LEGEND

SEE SHEET CHDT01 FOR SIGNING LEGEND AND SCHEDULE.

NOTES

1. SEE SHEET NT01 FOR ADDITIONAL NOTES.
2. INSTALL TYPE 2A MARKERS WITH LANE LINE MARKING PER SECTION 8-22.1(2)C AND STD PLANS.
3. REMOVE EX MARKERS AND INSTALL YELLOW TYPE 2A LANE MARKERS ON MEDIAN AT 6' SPACING.
4. REMOVE ALL CONFLICTING EXISTING PAVEMENT MARKINGS AND LEGENDS UNLESS OTHERWISE NOTED

- INSTALL
- REMOVE
- RELOCATE/MAINTAIN



90% SUBMITTAL NOT FOR CONSTRUCTION AUGUST 2023

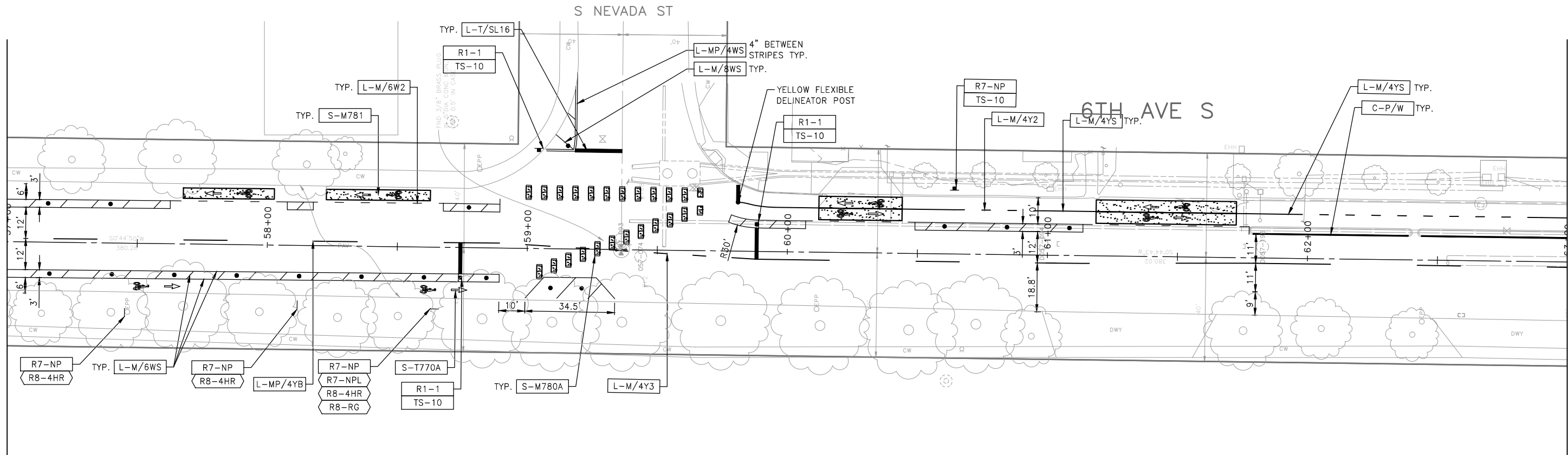
CHANNELIZATION PLAN 08

<p>APPROVED FOR ADVERTISING</p> <p>DEPARTMENT OF FINANCE & ADMINISTRATIVE SERVICES SEATTLE, WASHINGTON 20</p> <p>BY:</p> <p style="font-size: small;">PURCHASING AND CONTRACTING</p>	<p>INITIALS AND DATE</p> <table border="1" style="width: 100%; border-collapse: collapse;"> <tr> <td style="font-size: x-small;">DESIGNED CHECKED</td> <td style="font-size: x-small;">REVIEWED: DES. CONST. SDOT PROJ. MGR.</td> </tr> <tr> <td style="font-size: x-small;">DRAWN CHECKED</td> <td style="font-size: x-small;">RECEIVED REVISED AS BUILT</td> </tr> </table> <p style="font-size: x-small;">ALL WORK SHALL BE DONE IN ACCORDANCE WITH THE CITY OF SEATTLE STANDARD PLANS AND SPECIFICATIONS AND OTHER DOCUMENTS CALLED FOR IN SECTION 9-22.3 OF THE PROJECT MANUAL.</p>	DESIGNED CHECKED	REVIEWED: DES. CONST. SDOT PROJ. MGR.	DRAWN CHECKED	RECEIVED REVISED AS BUILT	<p>INITIALS AND DATE</p> <table border="1" style="width: 100%; border-collapse: collapse;"> <tr> <td style="font-size: x-small;">RECEIVED</td> <td style="font-size: x-small;">REVISED AS BUILT</td> </tr> </table> <p style="font-size: x-small;">SCALE: 1"=20'</p>	RECEIVED	REVISED AS BUILT	<div style="text-align: center;"> <p>Seattle Department of Transportation</p> <p style="font-size: x-small;">ORDINANCE NO. PW NO. 2023-026</p> </div> <div style="text-align: center;"> <p>GEORGETOWN TO DOWNTOWN PBL</p> <p>CH08</p> <p>SHEET 67 OF 79</p> </div>
DESIGNED CHECKED	REVIEWED: DES. CONST. SDOT PROJ. MGR.								
DRAWN CHECKED	RECEIVED REVISED AS BUILT								
RECEIVED	REVISED AS BUILT								

PC	TRC1223
CO	TRC1223
VPI #	792-738
CH08	
SHEET 67 OF 79	

MATCH LINE STA 57+00 - SEE SHEET CH08

MATCHLINE 63+00 - SEE SHEET CH10



CHANNELIZATION LEGEND

L-MP/4YD	PROFILED MMA 4" SOLID DOUBLE YELLOW LINES W/4" SPACE BETWEEN
L-MP/4YS	PROFILED MMA 4" SOLID YELLOW LINE
L-MP/4YO	PROFILED MMA 4" SOLID YELLOW LINE W/ PARALLEL DASHED 4" YELLOW LINE, 10' PAINT AND 20' SKIP
L-MP/4WB	PROFILED MMA 4" DASHED WHITE LINE W/ 10' PAINT & 20' SKIP
L-M/4W2	MMA 4" DASHED WHITE LINE W/2' PAINT & 4' SKIP
L-M/6W2	MMA 6" DASHED WHITE LINE, W/2' PAINT & 4' SKIP
L-M/6W3	MMA 6" DASHED WHITE LINE, W/3' PAINT & 6' SKIP
L-M/6WS	MMA 6" SOLID WHITE LINE
L-MP/4WS	PROFILED MMA 4" SOLID WHITE LINE
L-T/SL16	THERMOPLASTIC 16" STOPLINE
L-T/SL24	THERMOPLASTIC 24" STOPLINE
L-M/8WS	MMA 8" SOLID WHITE LINE
L-T/XWK	THERMOPLASTIC 8" CROSSWALK
C-P/BUS	BUS ZONE STRIPE, STD PLAN 713
C-P/Y	YELLOW CURB STRIPE, STD PLAN 713

CHANNELIZATION LEGEND (CON'T)

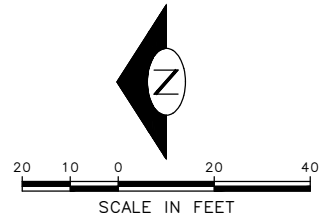
S-T720A	THERMOPLASTIC LEFT ARROW
S-T720B	THERMOPLASTIC THROUGH ARROW
S-T720C	THERMOPLASTIC RIGHT ARROW
S-T721A	THERMOPLASTIC LEFT/THROUGH ARROW
S-T723A	THERMOPLASTIC LEFT MERGE ARROW
S-T730A	THERMOPLASTIC "ONLY" LEGEND
S-T730B	THERMOPLASTIC "BUS" LEGEND
S-T730C	THERMOPLASTIC "SLOW" LEGEND
S-T741A	THERMOPLASTIC PEDESTRIAN SYMBOL
S-T770A	THERMOPLASTIC BICYCLE LANE SYMBOL & ARROW
S-M770A	MMA BICYCLE LANE SYMBOL & ARROW
S-T771A	THERMOPLASTIC BIKE SHARROW
S-M771C	MMA BIKE SYMBOL
S-T773A	THERMOPLASTIC BIKE DOT.
S-M780A	MMA GREEN CROSS BIKE FOR ONE-WAY BIKE LANE
S-M781	MMA GREEN DRIVEWAY MARKING (SEE DETAIL ON CHDT1)
FDP28(36)W	FLEXIBLE DELINEATOR POST, 28"(36"), WHITE
GREEN [Symbol]	GREEN PAVEMENT MARKING (MMA)

SIGNING LEGEND

SEE SHEET CHDT01 FOR SIGNING LEGEND AND SCHEDULE.

NOTES

- SEE SHEET NT01 FOR ADDITIONAL NOTES.
 - INSTALL TYPE 2A MARKERS WITH LANE LINE MARKING PER SECTION 8-22.1(2)C AND STD PLANS.
 - REMOVE EX MARKERS AND INSTALL YELLOW TYPE 2A LANE MARKERS ON MEDIAN AT 6' SPACING.
 - REMOVE ALL CONFLICTING EXISTING PAVEMENT MARKINGS AND LEGENDS UNLESS OTHERWISE NOTED
- INSTALL
 REMOVE
 RELOCATE/MAINTAIN



90% SUBMITTAL NOT FOR CONSTRUCTION AUGUST 2023

CHANNELIZATION PLAN 09

APPROVED FOR ADVERTISING

DEPARTMENT OF FINANCE & ADMINISTRATIVE SERVICES
SEATTLE, WASHINGTON 20

BY: PURCHASING AND CONTRACTING

INITIALS AND DATE

DESIGNED
CHECKED


DRAWN
CHECKED

ALL WORK SHALL BE DONE IN ACCORDANCE WITH THE CITY OF SEATTLE STANDARD PLANS AND SPECIFICATIONS AND OTHER DOCUMENTS CALLED FOR IN SECTION 01-22.3 OF THE PROJECT MANUAL.

INITIALS AND DATE

REVIEWED:
DES. CONST.
SDOT PROJ. MGR.

RECEIVED
REVISED AS BUILT



Seattle Department of Transportation
ORDINANCE NO. PW NO. 2023-026
SCALE: 1"=20'

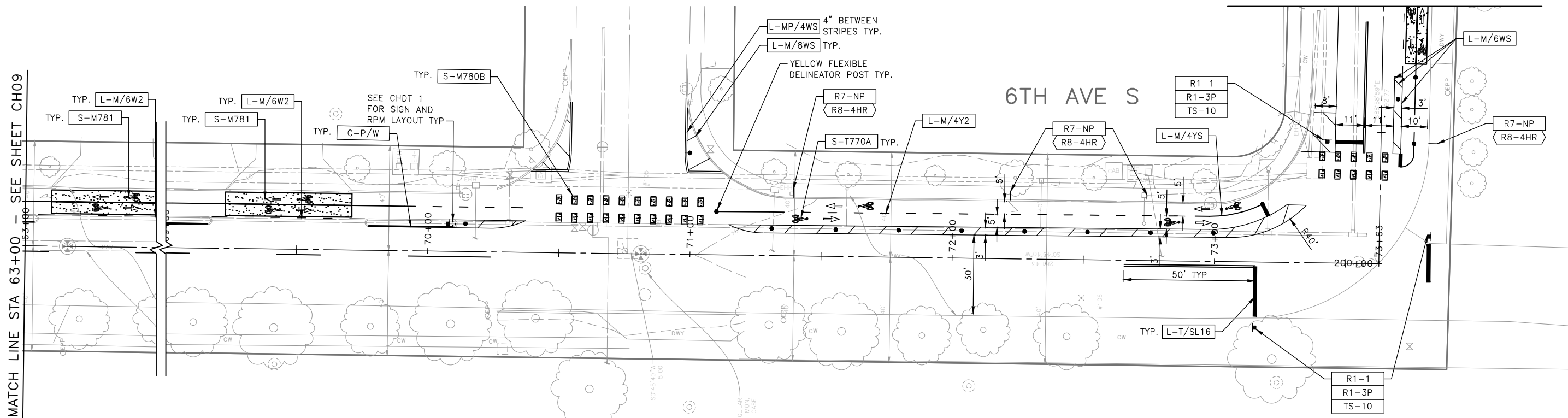
GEORGETOWN TO DOWNTOWN PBL

PC	TRC1223
CO	TRC1223
VPI #	792-738
CH09	
SHEET 68 OF 79	

S SNOQUALMIE ST

S ALASKA ST
MATCHLINE 201+00 - SEE SHEET CH11

MATCH LINE STA 63+00 - SEE SHEET CH09



CHANNELIZATION LEGEND

L-MP/4YD	PROFILED MMA 4" SOLID DOUBLE YELLOW LINES W/ 4" SPACE BETWEEN
L-MP/4YS	PROFILED MMA 4" SOLID YELLOW LINE
L-MP/4YO	PROFILED MMA 4" SOLID YELLOW LINE W/ PARALLEL DASHED 4" YELLOW LINE, 10' PAINT AND 20' SKIP
L-MP/4WB	PROFILED MMA 4" DASHED WHITE LINE W/ 10' PAINT & 20' SKIP
L-M/4W2	MMA 4" DASHED WHITE LINE W/ 2' PAINT & 4' SKIP
L-M/6W2	MMA 6" DASHED WHITE LINE, W/ 2' PAINT & 4' SKIP
L-M/6W3	MMA 6" DASHED WHITE LINE, W/ 3' PAINT & 6' SKIP
L-M/6WS	MMA 6" SOLID WHITE LINE
L-MP/4WS	PROFILED MMA 4" SOLID WHITE LINE
L-T/SL16	THERMOPLASTIC 16" STOPLINE
L-T/SL24	THERMOPLASTIC 24" STOPLINE
L-M/8WS	MMA 8" SOLID WHITE LINE
L-T/XWK	THERMOPLASTIC 8" CROSSWALK
C-P/BUS	BUS ZONE STRIPE, STD PLAN 713
C-P/Y	YELLOW CURB STRIPE. STD PLAN 713

CHANNELIZATION LEGEND (CON'T)

S-T720A	THERMOPLASTIC LEFT ARROW
S-T720B	THERMOPLASTIC THROUGH ARROW
S-T720C	THERMOPLASTIC RIGHT ARROW
S-T721A	THERMOPLASTIC LEFT/THROUGH ARROW
S-T723A	THERMOPLASTIC LEFT MERGE ARROW
S-T730A	THERMOPLASTIC "ONLY" LEGEND
S-T730B	THERMOPLASTIC "BUS" LEGEND
S-T730C	THERMOPLASTIC "SLOW" LEGEND
S-T741A	THERMOPLASTIC PEDESTRIAN SYMBOL
S-T770A	THERMOPLASTIC BICYCLE LANE SYMBOL & ARROW
S-M770A	MMA BICYCLE LANE SYMBOL & ARROW
S-T771A	THERMOPLASTIC BIKE SHARROW
S-M771C	MMA BIKE SYMBOL
S-T773A	THERMOPLASTIC BIKE DOT.
S-M780A	MMA GREEN CROSS BIKE FOR ONE-WAY BIKE LANE
S-M781	MMA GREEN DRIVEWAY MARKING (SEE DETAIL ON CHDT1)
FDP28(36)W	FLEXIBLE DELINEATOR POST, 28"(36"), WHITE
GREEN [Symbol]	GREEN PAVEMENT MARKING (MMA)

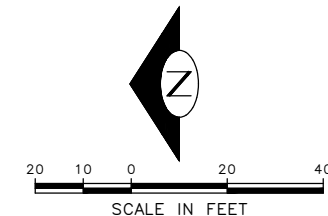
SIGNING LEGEND

SEE SHEET CHDT01 FOR SIGNING LEGEND AND SCHEDULE.

NOTES

- SEE SHEET NT01 FOR ADDITIONAL NOTES.
- INSTALL TYPE 2A MARKERS WITH LANE LINE MARKING PER SECTION 8-22.1(2)C AND STD PLANS.
- REMOVE EX MARKERS AND INSTALL YELLOW TYPE 2A LANE MARKERS ON MEDIAN AT 6' SPACING.
- REMOVE ALL CONFLICTING EXISTING PAVEMENT MARKINGS AND LEGENDS UNLESS OTHERWISE NOTED

- [Symbol] INSTALL
- [Symbol] REMOVE
- [Symbol] RELOCATE/MAINTAIN



90% SUBMITTAL NOT FOR CONSTRUCTION AUGUST 2023

CHANNELIZATION PLAN 10

APPROVED FOR ADVERTISING

DEPARTMENT OF FINANCE & ADMINISTRATIVE SERVICES
SEATTLE, WASHINGTON 20

INITIALS AND DATE


DESIGNED	CHECKED
DRAWN	CHECKED

INITIALS AND DATE

REVIEWED:	DES.	CONST.
	SDOT	PROJ. MGR.
RECEIVED		
REVISED AS BUILT		

BY: PURCHASING AND CONTRACTING

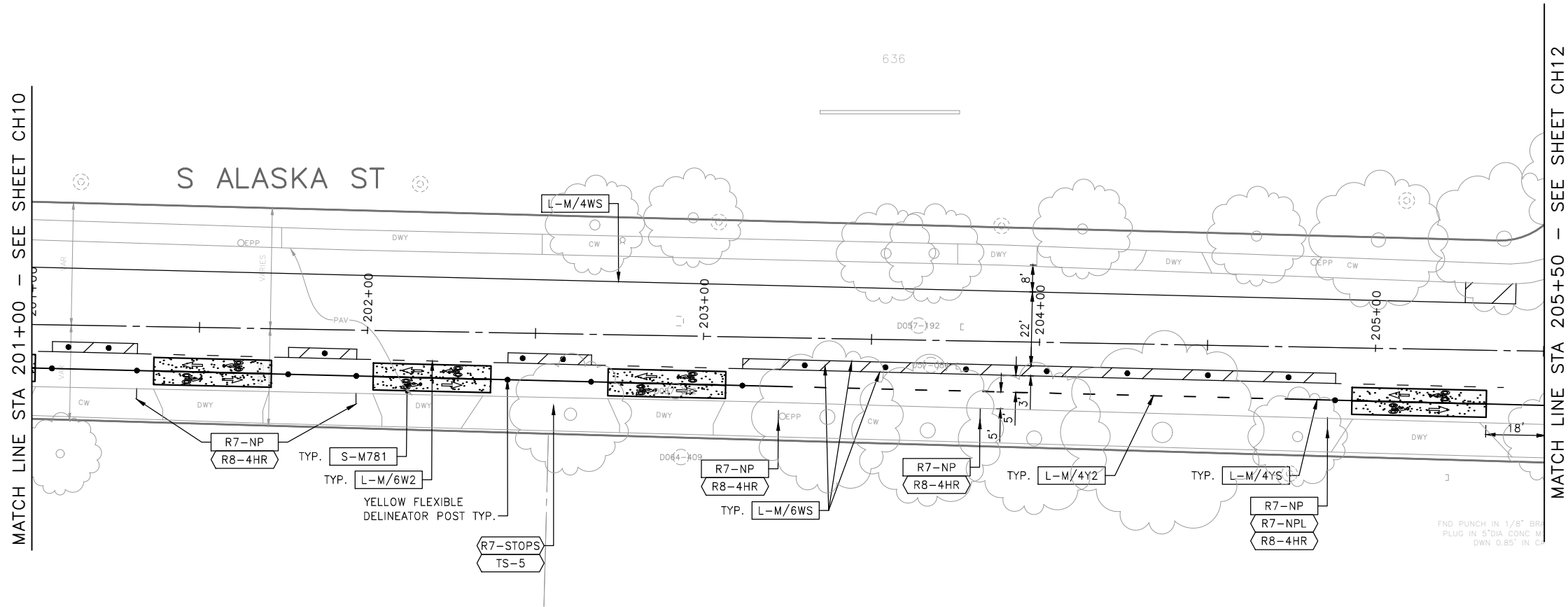
ALL WORK SHALL BE DONE IN ACCORDANCE WITH THE CITY OF SEATTLE STANDARD PLANS AND SPECIFICATIONS AND OTHER DOCUMENTS CALLED FOR IN SECTION 9-22.3 OF THE PROJECT MANUAL.



Seattle Department of Transportation
 ORDINANCE NO. PW NO. 2023-026
 SCALE: 1"=20'

GEORGETOWN TO DOWNTOWN PBL

PC	TRC1223
CO	TRC1223
VPI #	792-738
CH10	
SHEET 69 OF 79	



CHANNELIZATION LEGEND

L-MP/4YD	PROFILED MMA 4" SOLID DOUBLE YELLOW LINES W/4" SPACE BETWEEN
L-MP/4YS	PROFILED MMA 4" SOLID YELLOW LINE
L-MP/4YO	PROFILED MMA 4" SOLID YELLOW LINE W/ PARALLEL DASHED 4" YELLOW LINE, 10' PAINT AND 20' SKIP
L-MP/4WB	PROFILED MMA 4" DASHED WHITE LINE W/ 10' PAINT & 20' SKIP
L-M/4W2	MMA 4" DASHED WHITE LINE W/2' PAINT & 4' SKIP
L-M/6W2	MMA 6" DASHED WHITE LINE, W/2' PAINT & 4' SKIP
L-M/6W3	MMA 6" DASHED WHITE LINE, W/3' PAINT & 6' SKIP
L-M/6WS	MMA 6" SOLID WHITE LINE
L-MP/4WS	PROFILED MMA 4" SOLID WHITE LINE
L-T/SL16	THERMOPLASTIC 16" STOPLINE
L-T/SL24	THERMOPLASTIC 24" STOPLINE
L-M/8WS	MMA 8" SOLID WHITE LINE
L-T/XWK	THERMOPLASTIC 8" CROSSWALK
C-P/BUS	BUS ZONE STRIPE, STD PLAN 713
C-P/Y	YELLOW CURB STRIPE, STD PLAN 713

CHANNELIZATION LEGEND (CON'T)

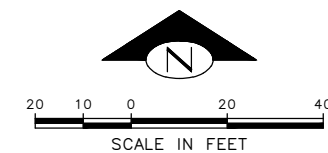
S-T720A	THERMOPLASTIC LEFT ARROW
S-T720B	THERMOPLASTIC THROUGH ARROW
S-T720C	THERMOPLASTIC RIGHT ARROW
S-T721A	THERMOPLASTIC LEFT/THROUGH ARROW
S-T723A	THERMOPLASTIC LEFT MERGE ARROW
S-T730A	THERMOPLASTIC "ONLY" LEGEND
S-T730B	THERMOPLASTIC "BUS" LEGEND
S-T730C	THERMOPLASTIC "SLOW" LEGEND
S-T741A	THERMOPLASTIC PEDESTRIAN SYMBOL
S-T770A	THERMOPLASTIC BICYCLE LANE SYMBOL & ARROW
S-M770A	MMA BICYCLE LANE SYMBOL & ARROW
S-T771A	THERMOPLASTIC BIKE SHARROW
S-M771C	MMA BIKE SYMBOL
S-T773A	THERMOPLASTIC BIKE DOT.
S-M780A	MMA GREEN CROSS BIKE FOR ONE-WAY BIKE LANE
S-M781	MMA GREEN DRIVEWAY MARKING (SEE DETAIL ON CHDT1)
FDP28(36)W	FLEXIBLE DELINEATOR POST, 28"(36"), WHITE
GREEN [Symbol]	GREEN PAVEMENT MARKING (MMA)

SIGNING LEGEND

SEE SHEET CHDT01 FOR SIGNING LEGEND AND SCHEDULE.

NOTES


- SEE SHEET NT01 FOR ADDITIONAL NOTES.
 - INSTALL TYPE 2A MARKERS WITH LANE LINE MARKING PER SECTION 8-22.1(2)C AND STD PLANS.
 - REMOVE EX MARKERS AND INSTALL YELLOW TYPE 2A LANE MARKERS ON MEDIAN AT 6' SPACING.
 - REMOVE ALL CONFLICTING EXISTING PAVEMENT MARKINGS AND LEGENDS UNLESS OTHERWISE NOTED
- INSTALL
 REMOVE
 RELOCATE/MAINTAIN



90% SUBMITTAL NOT FOR CONSTRUCTION AUGUST 2023

CHANNELIZATION PLAN 11

APPROVED FOR ADVERTISING DEPARTMENT OF FINANCE & ADMINISTRATIVE SERVICES SEATTLE, WASHINGTON 20	INITIALS AND DATE DESIGNED CHECKED	INITIALS AND DATE REVIEWED: DES. CONST. SDOT PROJ. MGR. RECEIVED REVISED AS BUILT
BY: PURCHASING AND CONTRACTING	ALL WORK SHALL BE DONE IN ACCORDANCE WITH THE CITY OF SEATTLE STANDARD PLANS AND SPECIFICATIONS AND OTHER DOCUMENTS CALLED FOR IN SECTION 0-22.3 OF THE PROJECT MANUAL.	



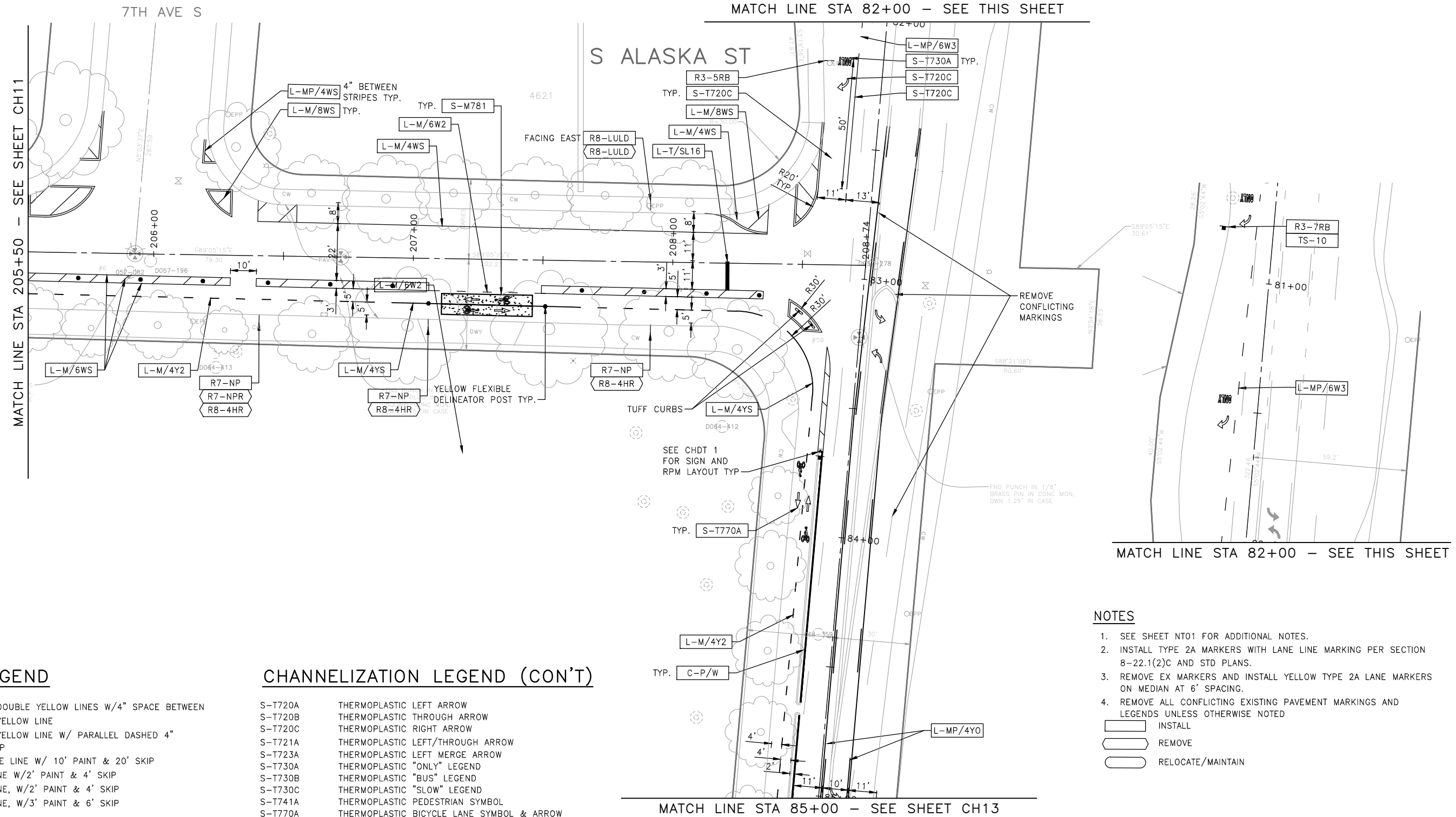
Seattle Department of Transportation
 ORDINANCE NO. PW NO. 2023-026
 SCALE: 1"=20'

GEORGETOWN TO DOWNTOWN PBL

PC	TRC1223
CO	TRC1223
VPI #	792-738
CH11	
SHEET 70 OF 79	

DATE	MARK	NATURE	REV'D
3/2/24			

TRC1223-GEORGETOWN TO DOWNTOWN PBL\PROJECT FILES\CIVIL\02-SHEETS\TRC1223_P-MRKG.DWG AUGUST 21 2023 1:36PM



MATCH LINE STA 205+50 - SEE SHEET CH11

MATCH LINE STA 82+00 - SEE THIS SHEET

MATCH LINE STA 85+00 - SEE SHEET CH13

CHANNELIZATION LEGEND

CHANNELIZATION LEGEND (CON'T)

L-MP/4YD	PROFILED MMA 4" SOLID DOUBLE YELLOW LINES W/4" SPACE BETWEEN
L-MP/4YS	PROFILED MMA 4" SOLID YELLOW LINE
L-MP/4YO	PROFILED MMA 4" SOLID YELLOW LINE W/ PARALLEL DASHED 4" YELLOW LINE, 10' PAINT AND 20' SKIP
L-MP/4WB	PROFILED MMA 4" DASHED WHITE LINE W/ 10' PAINT & 20' SKIP
L-M/4W2	MMA 4" DASHED WHITE LINE W/2' PAINT & 4' SKIP
L-M/6W2	MMA 6" DASHED WHITE LINE, W/2' PAINT & 4' SKIP
L-M/6W3	MMA 6" DASHED WHITE LINE, W/3' PAINT & 6' SKIP
L-M/6WS	MMA 6" SOLID WHITE LINE
L-MP/4WS	PROFILED MMA 4" SOLID WHITE LINE
L-T/SL16	THERMOPLASTIC 16" STOPLINE
L-T/SL24	THERMOPLASTIC 24" STOPLINE
L-M/8WS	MMA 8" SOLID WHITE LINE
L-T/XWK	THERMOPLASTIC 8" CROSSWALK
C-P/BUS	BUS ZONE STRIPE, STD PLAN 713
C-P/Y	YELLOW CURB STRIPE. STD PLAN 713

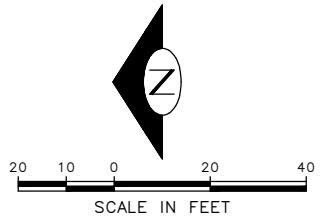
S-T720A	THERMOPLASTIC LEFT ARROW
S-T720B	THERMOPLASTIC THROUGH ARROW
S-T720C	THERMOPLASTIC RIGHT ARROW
S-T721A	THERMOPLASTIC LEFT/THROUGH ARROW
S-T723A	THERMOPLASTIC LEFT MERGE ARROW
S-T730A	THERMOPLASTIC "ONLY" LEGEND
S-T730B	THERMOPLASTIC "BUS" LEGEND
S-T730C	THERMOPLASTIC "SLOW" LEGEND
S-T741A	THERMOPLASTIC PEDESTRIAN SYMBOL
S-T770A	THERMOPLASTIC BICYCLE LANE SYMBOL & ARROW
S-M770A	MMA BICYCLE LANE SYMBOL & ARROW
S-T771A	THERMOPLASTIC BIKE SHARROW
S-M771C	MMA BIKE SYMBOL
S-T773A	THERMOPLASTIC BIKE DOT.
S-M780A	MMA GREEN CROSS BIKE FOR ONE-WAY BIKE LANE
S-M781	MMA GREEN DRIVEWAY MARKING (SEE DETAIL ON CHDT1)
FDP28(36)W	FLEXIBLE DELINEATOR POST, 28"(36"), WHITE
GREEN [Symbol]	GREEN PAVEMENT MARKING (MMA)

SIGNING LEGEND

SEE SHEET CHDT01 FOR SIGNING LEGEND AND SCHEDULE.

NOTES

- SEE SHEET NT01 FOR ADDITIONAL NOTES.
 - INSTALL TYPE 2A MARKERS WITH LANE LINE MARKING PER SECTION 8-22.1(2)C AND STD PLANS.
 - REMOVE EX MARKERS AND INSTALL YELLOW TYPE 2A LANE MARKERS ON MEDIAN AT 6' SPACING.
 - REMOVE ALL CONFLICTING EXISTING PAVEMENT MARKINGS AND LEGENDS UNLESS OTHERWISE NOTED
- INSTALL
 REMOVE
 RELOCATE/MAINTAIN



90% SUBMITTAL NOT FOR CONSTRUCTION AUGUST 2023

CHANNELIZATION PLAN 12

APPROVED FOR ADVERTISING DEPARTMENT OF FINANCE & ADMINISTRATIVE SERVICES SEATTLE, WASHINGTON 20	INITIALS AND DATE DESIGNED CHECKED	INITIALS AND DATE REVIEWED: DES. CONST. SDOT PROJ. MGR.
BY: PURCHASING AND CONTRACTING	DRAWN CHECKED	RECEIVED REVISED AS BUILT
ALL WORK SHALL BE DONE IN ACCORDANCE WITH THE CITY OF SEATTLE STANDARD PLANS AND SPECIFICATIONS AND OTHER DOCUMENTS CALLED FOR IN SECTION 0-22.3 OF THE PROJECT MANUAL.		



Seattle Department of Transportation
ORDINANCE NO. PW NO. 2023-026
SCALE: 1"=20'

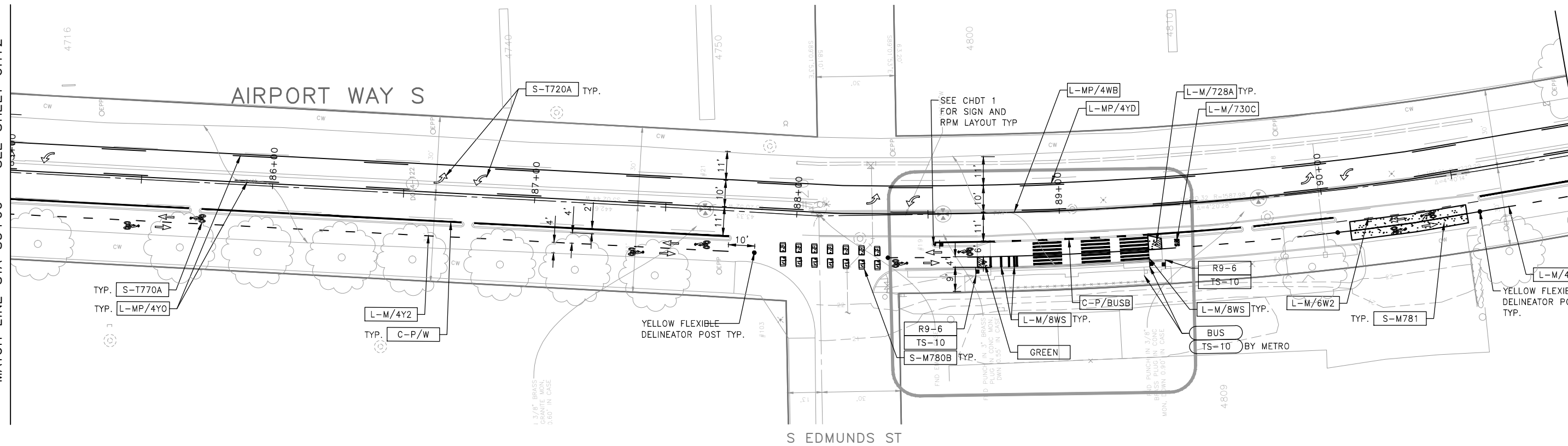
<p>GEORGETOWN TO DOWNTOWN PBL</p>	<p>CH12</p>
<p>PC TRC1223 CO TRC1223 VPI # 792-738</p>	<p>SHEET 71 OF 79</p>

DATE	MARK	NATURE	REVISIONS

TRC1223-GEORGETOWN TO DOWNTOWN PBL\PROJECT FILES\DWG\02-SHEETS\TRC1223_P-MRKG.DWG
AUGUST 21 2023 1:37PM

MATCH LINE STA 85+00 - SEE SHEET CH12

MATCH LINE STA 91+00 - SEE SHEET CH14



CHANNELIZATION LEGEND

L-MP/4YD	PROFILED MMA 4" SOLID DOUBLE YELLOW LINES W/4" SPACE BETWEEN
L-MP/4YS	PROFILED MMA 4" SOLID YELLOW LINE
L-MP/4YO	PROFILED MMA 4" SOLID YELLOW LINE W/ PARALLEL DASHED 4" YELLOW LINE, 10' PAINT AND 20' SKIP
L-MP/4WB	PROFILED MMA 4" DASHED WHITE LINE W/ 10' PAINT & 20' SKIP
L-M/4W2	MMA 4" DASHED WHITE LINE W/2' PAINT & 4' SKIP
L-M/6W2	MMA 6" DASHED WHITE LINE, W/2' PAINT & 4' SKIP
L-M/6W3	MMA 6" DASHED WHITE LINE, W/3' PAINT & 6' SKIP
L-M/6WS	MMA 6" SOLID WHITE LINE
L-MP/4WS	PROFILED MMA 4" SOLID WHITE LINE
L-T/SL16	THERMOPLASTIC 16" STOPLINE
L-T/SL24	THERMOPLASTIC 24" STOPLINE
L-M/8WS	MMA 8" SOLID WHITE LINE
L-T/XWK	THERMOPLASTIC 8" CROSSWALK
C-P/BUS	BUS ZONE STRIPE, STD PLAN 713
C-P/Y	YELLOW CURB STRIPE, STD PLAN 713

CHANNELIZATION LEGEND (CON'T)

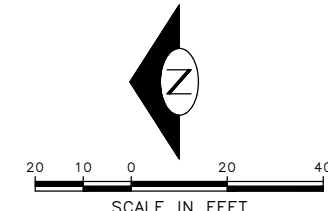
S-T720A	THERMOPLASTIC LEFT ARROW
S-T720B	THERMOPLASTIC THROUGH ARROW
S-T720C	THERMOPLASTIC RIGHT ARROW
S-T721A	THERMOPLASTIC LEFT/THROUGH ARROW
S-T723A	THERMOPLASTIC LEFT MERGE ARROW
S-T730A	THERMOPLASTIC "ONLY" LEGEND
S-T730B	THERMOPLASTIC "BUS" LEGEND
S-T730C	THERMOPLASTIC "SLOW" LEGEND
S-T741A	THERMOPLASTIC PEDESTRIAN SYMBOL
S-T770A	THERMOPLASTIC BICYCLE LANE SYMBOL & ARROW
S-M770A	MMA BICYCLE LANE SYMBOL & ARROW
S-T771A	THERMOPLASTIC BIKE SHARROW
S-M771C	MMA BIKE SYMBOL
S-T773A	THERMOPLASTIC BIKE DOT.
S-M780A	MMA GREEN CROSS BIKE FOR ONE-WAY BIKE LANE
S-M781	MMA GREEN DRIVEWAY MARKING (SEE DETAIL ON CHDT1)
FDP28(36)W	FLEXIBLE DELINEATOR POST, 28"(36"), WHITE
GREEN	GREEN PAVEMENT MARKING (MMA)

SIGNING LEGEND

SEE SHEET CHDT01 FOR SIGNING LEGEND AND SCHEDULE.

NOTES


- SEE SHEET NT01 FOR ADDITIONAL NOTES.
 - INSTALL TYPE 2A MARKERS WITH LANE LINE MARKING PER SECTION 8-22.1(2)C AND STD PLANS.
 - REMOVE EX MARKERS AND INSTALL YELLOW TYPE 2A LANE MARKERS ON MEDIAN AT 6' SPACING.
 - REMOVE ALL CONFLICTING EXISTING PAVEMENT MARKINGS AND LEGENDS UNLESS OTHERWISE NOTED
- INSTALL
 REMOVE
 RELOCATE/MAINTAIN



90% SUBMITTAL NOT FOR CONSTRUCTION AUGUST 2023

CHANNELIZATION PLAN 13

APPROVED FOR ADVERTISING DEPARTMENT OF FINANCE & ADMINISTRATIVE SERVICES SEATTLE, WASHINGTON 20	INITIALS AND DATE DESIGNED CHECKED	INITIALS AND DATE REVIEWED: DES. CONST. SDOT PROJ. MGR.
BY: PURCHASING AND CONTRACTING	DRAWN CHECKED	RECEIVED REVISED AS BUILT
ALL WORK SHALL BE DONE IN ACCORDANCE WITH THE CITY OF SEATTLE STANDARD PLANS AND SPECIFICATIONS AND OTHER DOCUMENTS CALLED FOR IN SECTION 9-22.3 OF THE PROJECT MANUAL.		



Seattle Department of Transportation
 ORDINANCE NO. PW NO. 2023-026
 SCALE: 1"=20'

<p>GEORGETOWN TO DOWNTOWN PBL</p> <p>CH13</p> <p>SHEET 72 OF 79</p>	PC TRC1223 CO TRC1223 VPI # 792-738 CH13 SHEET 72 OF 79
--	---

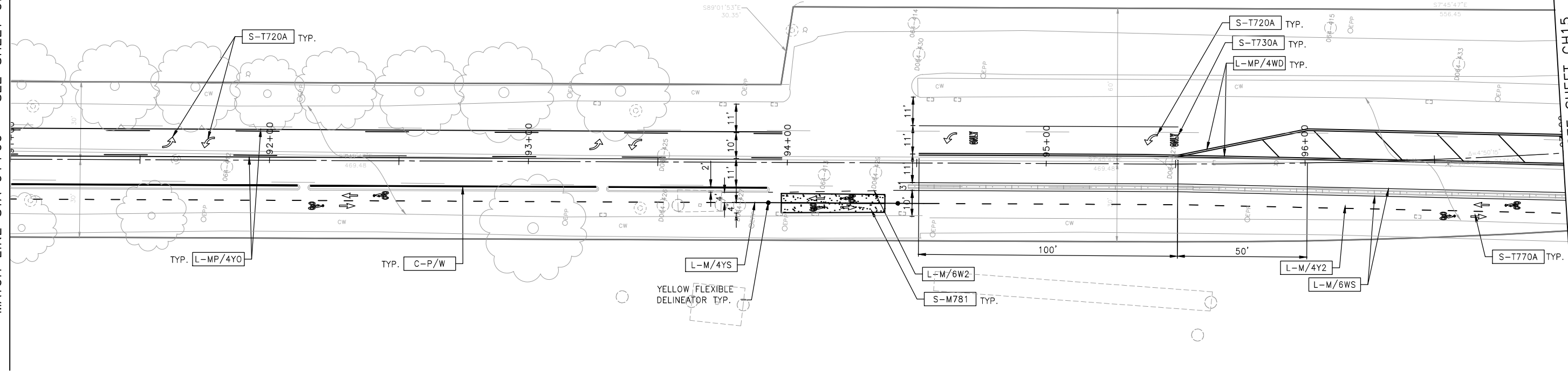
TRC1223-GEORGETOWN TO DOWNTOWN PBL\PROJECT FILES\DWG\02-SHEETS\TRC1223_P-MRKG.DWG AUGUST 21 2023 1:45PM

DATE	MARK	NATURE	REVISIONS

MATCH LINE STA 91+00 - SEE SHEET CH13

MATCH LINE STA 97+00 - SEE SHEET CH15

AIRPORT WAY S



CHANNELIZATION LEGEND

L-MP/4YD	PROFILED MMA 4" SOLID DOUBLE YELLOW LINES W/4" SPACE BETWEEN
L-MP/4YS	PROFILED MMA 4" SOLID YELLOW LINE
L-MP/4YO	PROFILED MMA 4" SOLID YELLOW LINE W/ PARALLEL DASHED 4" YELLOW LINE, 10' PAINT AND 20' SKIP
L-MP/4WB	PROFILED MMA 4" DASHED WHITE LINE W/ 10' PAINT & 20' SKIP
L-M/4W2	MMA 4" DASHED WHITE LINE W/2' PAINT & 4' SKIP
L-M/6W2	MMA 6" DASHED WHITE LINE, W/2' PAINT & 4' SKIP
L-M/6W3	MMA 6" DASHED WHITE LINE, W/3' PAINT & 6' SKIP
L-M/6WS	MMA 6" SOLID WHITE LINE
L-MP/4WS	PROFILED MMA 4" SOLID WHITE LINE
L-T/SL16	THERMOPLASTIC 16" STOPLINE
L-T/SL24	THERMOPLASTIC 24" STOPLINE
L-M/8WS	MMA 8" SOLID WHITE LINE
L-T/XWK	THERMOPLASTIC 8" CROSSWALK
C-P/BUS	BUS ZONE STRIPE, STD PLAN 713
C-P/Y	YELLOW CURB STRIPE, STD PLAN 713

CHANNELIZATION LEGEND (CON'T)

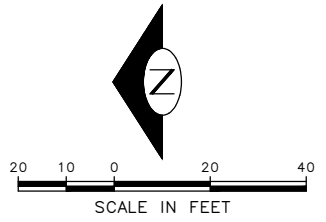
S-T720A	THERMOPLASTIC LEFT ARROW
S-T720B	THERMOPLASTIC THROUGH ARROW
S-T720C	THERMOPLASTIC RIGHT ARROW
S-T721A	THERMOPLASTIC LEFT/THROUGH ARROW
S-T723A	THERMOPLASTIC LEFT MERGE ARROW
S-T730A	THERMOPLASTIC "ONLY" LEGEND
S-T730B	THERMOPLASTIC "BUS" LEGEND
S-T730C	THERMOPLASTIC "SLOW" LEGEND
S-T741A	THERMOPLASTIC PEDESTRIAN SYMBOL
S-T770A	THERMOPLASTIC BICYCLE LANE SYMBOL & ARROW
S-M770A	MMA BICYCLE LANE SYMBOL & ARROW
S-T771A	THERMOPLASTIC BIKE SHARROW
S-M771C	MMA BIKE SYMBOL
S-T773A	THERMOPLASTIC BIKE DOT.
S-M780A	MMA GREEN CROSS BIKE FOR ONE-WAY BIKE LANE
S-M781	MMA GREEN DRIVEWAY MARKING (SEE DETAIL ON CHDT1)
FDP28(36)W	FLEXIBLE DELINEATOR POST, 28"(36"), WHITE
GREEN [Symbol]	GREEN PAVEMENT MARKING (MMA)

SIGNING LEGEND

SEE SHEET CHDT01 FOR SIGNING LEGEND AND SCHEDULE.

NOTES


- SEE SHEET NT01 FOR ADDITIONAL NOTES.
 - INSTALL TYPE 2A MARKERS WITH LANE LINE MARKING PER SECTION 8-22.1(2)C AND STD PLANS.
 - REMOVE EX MARKERS AND INSTALL YELLOW TYPE 2A LANE MARKERS ON MEDIAN AT 6' SPACING.
 - REMOVE ALL CONFLICTING EXISTING PAVEMENT MARKINGS AND LEGENDS UNLESS OTHERWISE NOTED
- INSTALL
 REMOVE
 RELOCATE/MAINTAIN



90% SUBMITTAL NOT FOR CONSTRUCTION AUGUST 2023

CHANNELIZATION PLAN 14

<p>APPROVED FOR ADVERTISING</p> <p>DEPARTMENT OF FINANCE & ADMINISTRATIVE SERVICES SEATTLE, WASHINGTON 20</p> <p>BY:</p> <p>PURCHASING AND CONTRACTING</p>	<p>INITIALS AND DATE</p> <p>DESIGNED CHECKED</p> <p>DRAWN CHECKED</p> <p>ALL WORK SHALL BE DONE IN ACCORDANCE WITH THE CITY OF SEATTLE STANDARD PLANS AND SPECIFICATIONS AND OTHER DOCUMENTS CALLED FOR IN SECTION 9-22.3 OF THE PROJECT MANUAL.</p>	<p>INITIALS AND DATE</p> <p>REVIEWED: DES. CONST. SDOT PROJ. MGR.</p> <p>RECEIVED</p> <p>REVISED AS BUILT</p>	<p>Seattle Department of Transportation</p> <p>ORDINANCE NO. PW NO. 2023-026</p> <p>SCALE: 1"=20'</p>
<p>GEORGETOWN TO DOWNTOWN PBL</p>			<p>CH14</p> <p>SHEET 73 OF 79</p>

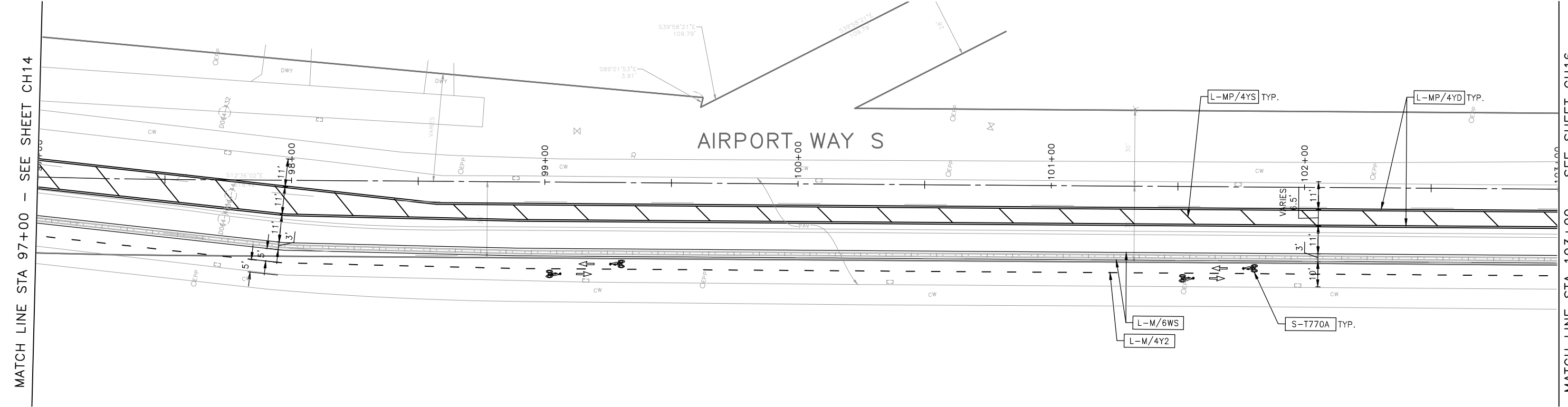


TRC1223 - GEORGETOWN TO DOWNTOWN PBL PROJECT FILES\CVML\02-SHEETS\TRC1223_P-MRKG.DWG
 AUGUST 21 2023 1:39PM

DATE	MARK	NATURE	REVISIONS	MADE BY	CHK'D	REV'D

DATE	MARK	NATURE	REVISIONS

TRC1223 - GEORGETOWN TO DOWNTOWN PBL PROJECT FILES\CVL\02-SHEETS\TRC1223_P-MRKG.DWG
AUGUST 21 2023 1:46PM



CHANNELIZATION LEGEND

L-MP/4YD	PROFILED MMA 4" SOLID DOUBLE YELLOW LINES W/4" SPACE BETWEEN
L-MP/4YS	PROFILED MMA 4" SOLID YELLOW LINE
L-MP/4YO	PROFILED MMA 4" SOLID YELLOW LINE W/ PARALLEL DASHED 4" YELLOW LINE, 10' PAINT AND 20' SKIP
L-MP/4WB	PROFILED MMA 4" DASHED WHITE LINE W/ 10' PAINT & 20' SKIP
L-M/4W2	MMA 4" DASHED WHITE LINE W/2' PAINT & 4' SKIP
L-M/6W2	MMA 6" DASHED WHITE LINE, W/2' PAINT & 4' SKIP
L-M/6W3	MMA 6" DASHED WHITE LINE, W/3' PAINT & 6' SKIP
L-M/6WS	MMA 6" SOLID WHITE LINE
L-MP/4WS	PROFILED MMA 4" SOLID WHITE LINE
L-T/SL16	THERMOPLASTIC 16" STOPLINE
L-T/SL24	THERMOPLASTIC 24" STOPLINE
L-M/8WS	MMA 8" SOLID WHITE LINE
L-T/XWK	THERMOPLASTIC 8" CROSSWALK
C-P/BUS	BUS ZONE STRIPE, STD PLAN 713
C-P/Y	YELLOW CURB STRIPE. STD PLAN 713

CHANNELIZATION LEGEND (CON'T)

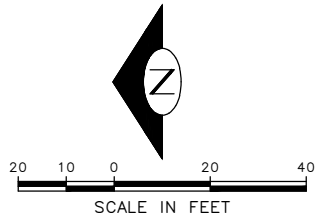
S-T720A	THERMOPLASTIC LEFT ARROW
S-T720B	THERMOPLASTIC THROUGH ARROW
S-T720C	THERMOPLASTIC RIGHT ARROW
S-T721A	THERMOPLASTIC LEFT/THROUGH ARROW
S-T723A	THERMOPLASTIC LEFT MERGE ARROW
S-T730A	THERMOPLASTIC "ONLY" LEGEND
S-T730B	THERMOPLASTIC "BUS" LEGEND
S-T730C	THERMOPLASTIC "SLOW" LEGEND
S-T741A	THERMOPLASTIC PEDESTRIAN SYMBOL
S-T770A	THERMOPLASTIC BICYCLE LANE SYMBOL & ARROW
S-M770A	MMA BICYCLE LANE SYMBOL & ARROW
S-T771A	THERMOPLASTIC BIKE SHARROW
S-M771C	MMA BIKE SYMBOL
S-T773A	THERMOPLASTIC BIKE DOT.
S-M780A	MMA GREEN CROSS BIKE FOR ONE-WAY BIKE LANE
S-M781	MMA GREEN DRIVEWAY MARKING (SEE DETAIL ON CHDT1)
FDP28(36)W	FLEXIBLE DELINEATOR POST, 28"(36"), WHITE
GREEN [Symbol]	GREEN PAVEMENT MARKING (MMA)

SIGNING LEGEND

SEE SHEET CHDT01 FOR SIGNING LEGEND AND SCHEDULE.

NOTES

- SEE SHEET NT01 FOR ADDITIONAL NOTES.
 - INSTALL TYPE 2A MARKERS WITH LANE LINE MARKING PER SECTION 8-22.1(2)C AND STD PLANS.
 - REMOVE EX MARKERS AND INSTALL YELLOW TYPE 2A LANE MARKERS ON MEDIAN AT 6' SPACING.
 - REMOVE ALL CONFLICTING EXISTING PAVEMENT MARKINGS AND LEGENDS UNLESS OTHERWISE NOTED
- INSTALL
 REMOVE
 RELOCATE/MAINTAIN



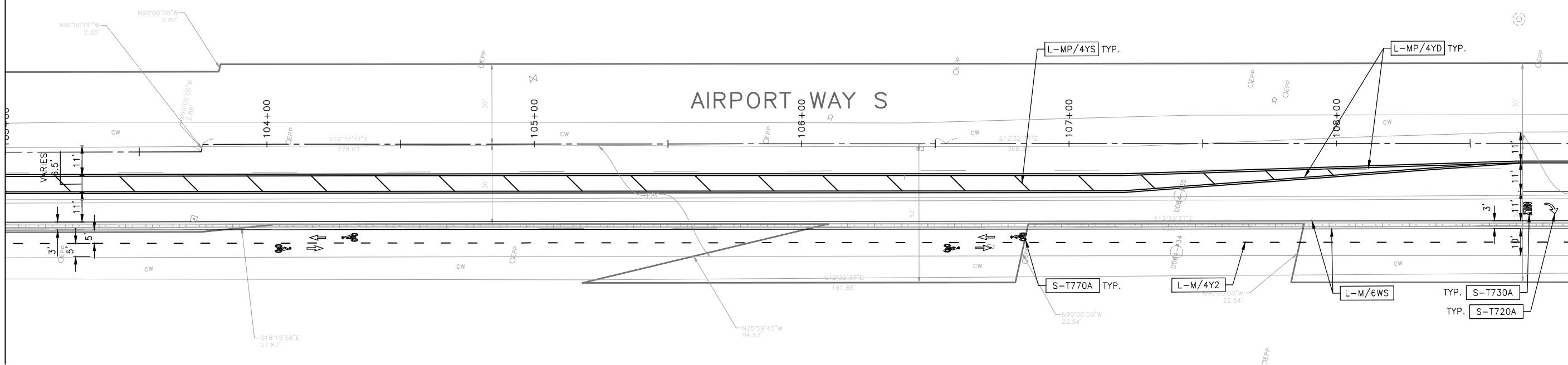
90% SUBMITTAL NOT FOR CONSTRUCTION AUGUST 2023

CHANNELIZATION PLAN 15

<p>APPROVED FOR ADVERTISING</p> <p>DEPARTMENT OF FINANCE & ADMINISTRATIVE SERVICES SEATTLE, WASHINGTON 20</p> <p>BY:</p> <p>PURCHASING AND CONTRACTING</p>	<p>INITIALS AND DATE</p> <table border="1" style="width: 100%; border-collapse: collapse;"> <tr> <td>DESIGNED</td> <td>CHECKED</td> </tr> <tr> <td>DRAWN</td> <td>CHECKED</td> </tr> </table> <p>ALL WORK SHALL BE DONE IN ACCORDANCE WITH THE CITY OF SEATTLE STANDARD PLANS AND SPECIFICATIONS AND OTHER DOCUMENTS CALLED FOR IN SECTION 9-22.3 OF THE PROJECT MANUAL.</p>	DESIGNED	CHECKED	DRAWN	CHECKED	<p>INITIALS AND DATE</p> <table border="1" style="width: 100%; border-collapse: collapse;"> <tr> <td>REVIEWED:</td> <td>DES.</td> <td>CONST.</td> </tr> <tr> <td></td> <td>SDOT</td> <td>PROJ. MGR.</td> </tr> <tr> <td>RECEIVED</td> <td colspan="2"></td> </tr> <tr> <td>REVISED AS BUILT</td> <td colspan="2"></td> </tr> </table>	REVIEWED:	DES.	CONST.		SDOT	PROJ. MGR.	RECEIVED			REVISED AS BUILT			<p>Seattle Department of Transportation ORDINANCE NO. PW NO. 2023-026 SCALE: 1"=20'</p>	<p>GEORGETOWN TO DOWNTOWN PBL</p> <p>CH15</p> <p>SHEET 74 OF 79</p>
DESIGNED	CHECKED																			
DRAWN	CHECKED																			
REVIEWED:	DES.	CONST.																		
	SDOT	PROJ. MGR.																		
RECEIVED																				
REVISED AS BUILT																				

MATCH LINE STA 103+00 - SEE SHEET CH15

MATCH LINE STA 109+00 - SEE SHEET CH17



CHANNELIZATION LEGEND

L-MP/4YD	PROFILED MMA 4" SOLID DOUBLE YELLOW LINES W/4" SPACE BETWEEN
L-MP/4YS	PROFILED MMA 4" SOLID YELLOW LINE
L-MP/4YO	PROFILED MMA 4" SOLID YELLOW LINE W/ PARALLEL DASHED 4" YELLOW LINE, 10' PAINT AND 20' SKIP
L-MP/4WB	PROFILED MMA 4" DASHED WHITE LINE W/ 10' PAINT & 20' SKIP
L-M/4W2	MMA 4" DASHED WHITE LINE W/2' PAINT & 4' SKIP
L-M/6W2	MMA 6" DASHED WHITE LINE, W/2' PAINT & 4' SKIP
L-M/6W3	MMA 6" DASHED WHITE LINE, W/3' PAINT & 6' SKIP
L-M/6WS	MMA 6" SOLID WHITE LINE
L-MP/4WS	PROFILED MMA 4" SOLID WHITE LINE
L-T/SL16	THERMOPLASTIC 16" STOPLINE
L-T/SL24	THERMOPLASTIC 24" STOPLINE
L-M/8WS	MMA 8" SOLID WHITE LINE
L-T/XWK	THERMOPLASTIC 8" CROSSWALK
C-P/BUS	BUS ZONE STRIPE, STD PLAN 713
C-P/Y	YELLOW CURB STRIPE, STD PLAN 713

CHANNELIZATION LEGEND (CON'T)

S-T720A	THERMOPLASTIC LEFT ARROW
S-T720B	THERMOPLASTIC THROUGH ARROW
S-T720C	THERMOPLASTIC RIGHT ARROW
S-T721A	THERMOPLASTIC LEFT/THROUGH ARROW
S-T723A	THERMOPLASTIC LEFT MERGE ARROW
S-T730A	THERMOPLASTIC "ONLY" LEGEND
S-T730B	THERMOPLASTIC "BUS" LEGEND
S-T730C	THERMOPLASTIC "SLOW" LEGEND
S-T741A	THERMOPLASTIC PEDESTRIAN SYMBOL
S-T770A	THERMOPLASTIC BICYCLE LANE SYMBOL & ARROW
S-M770A	MMA BICYCLE LANE SYMBOL & ARROW
S-T771A	THERMOPLASTIC BIKE SHARROW
S-M771C	MMA BIKE SYMBOL
S-T773A	THERMOPLASTIC BIKE DOT.
S-M780A	MMA GREEN CROSS BIKE FOR ONE-WAY BIKE LANE
S-M781	MMA GREEN DRIVEWAY MARKING (SEE DETAIL ON CHDT1)
FDP28(36)W	FLEXIBLE DELINEATOR POST, 28"(36"), WHITE
GREEN [Symbol]	GREEN PAVEMENT MARKING (MMA)

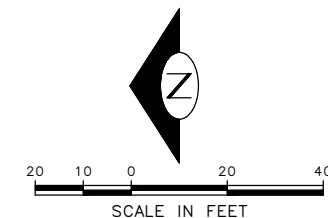
SIGNING LEGEND

SEE SHEET CHDT01 FOR SIGNING LEGEND AND SCHEDULE.

NOTES

- SEE SHEET NT01 FOR ADDITIONAL NOTES.
- INSTALL TYPE 2A MARKERS WITH LANE LINE MARKING PER SECTION 8-22.1(2)C AND STD PLANS.
- REMOVE EX MARKERS AND INSTALL YELLOW TYPE 2A LANE MARKERS ON MEDIAN AT 6' SPACING.
- REMOVE ALL CONFLICTING EXISTING PAVEMENT MARKINGS AND LEGENDS UNLESS OTHERWISE NOTED


- [Symbol] INSTALL
- [Symbol] REMOVE
- [Symbol] RELOCATE/MAINTAIN



90% SUBMITTAL NOT FOR CONSTRUCTION AUGUST 2023

CHANNELIZATION PLAN 16

APPROVED FOR ADVERTISING DEPARTMENT OF FINANCE & ADMINISTRATIVE SERVICES SEATTLE, WASHINGTON 20	INITIALS AND DATE DESIGNED CHECKED	INITIALS AND DATE REVIEWED: DES. CONST. SDOT PROJ. MGR.
BY: PURCHASING AND CONTRACTING	DRAWN CHECKED	RECEIVED REVISED AS BUILT
ALL WORK SHALL BE DONE IN ACCORDANCE WITH THE CITY OF SEATTLE STANDARD PLANS AND SPECIFICATIONS AND OTHER DOCUMENTS CALLED FOR IN SECTION 9-22.3 OF THE PROJECT MANUAL.		



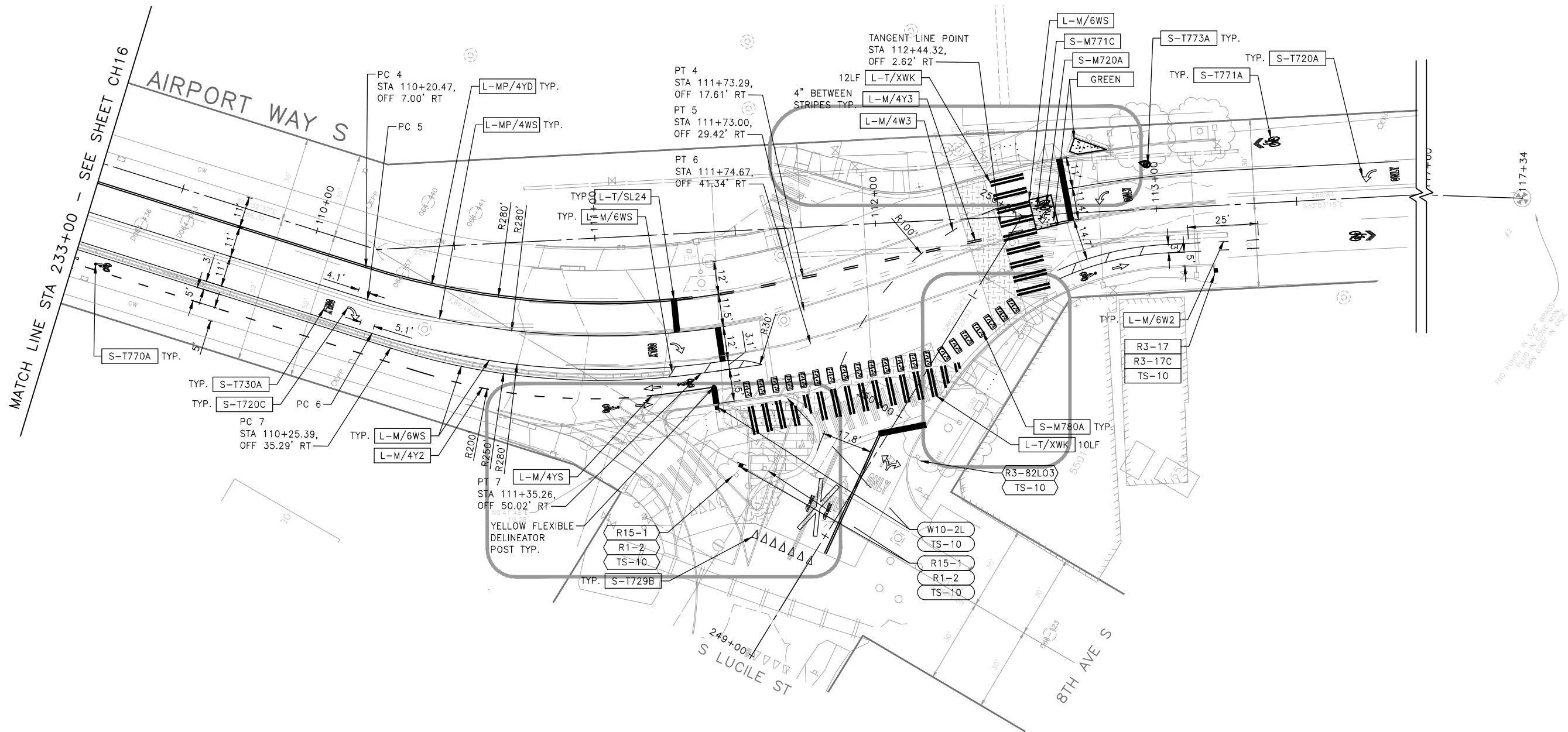
Seattle Department of Transportation
ORDINANCE NO. PW NO. 2023-026
SCALE: 1"=20'

GEORGETOWN TO DOWNTOWN PBL	PC TRC1223
	CO TRC1223
	VPI # 792-738
CH16	
SHEET 75 OF 79	

TRC1223-GEORGETOWN TO DOWNTOWN PBL\PROJECT FILES\DWG\02-SHEETS\TRC1223_P-MRKG.DWG
AUGUST 21 2023 1:47PM

DATE	MARK	NATURE	REVISIONS	MADE BY	CHK'D	REV'D
3/2/24						

MADE	CHK'D	REV'D
DATE	MARK	
NO.	NATURE	REVISIONS
39254		



CHANNELIZATION LEGEND

L-MP/4YD	PROFILED MMA 4" SOLID DOUBLE YELLOW LINES W/4" SPACE BETWEEN
L-MP/4YS	PROFILED MMA 4" SOLID YELLOW LINE
L-MP/4YO	PROFILED MMA 4" SOLID YELLOW LINE W/ PARALLEL DASHED 4" YELLOW LINE, 10' PAINT AND 20' SKIP
L-MP/4WB	PROFILED MMA 4" DASHED WHITE LINE W/ 10' PAINT & 20' SKIP
L-M/4W2	MMA 4" DASHED WHITE LINE W/2' PAINT & 4' SKIP
L-M/6W2	MMA 6" DASHED WHITE LINE, W/2' PAINT & 4' SKIP
L-M/6W3	MMA 6" DASHED WHITE LINE, W/3' PAINT & 6' SKIP
L-M/6WS	MMA 6" SOLID WHITE LINE
L-MP/4WS	PROFILED MMA 4" SOLID WHITE LINE
L-T/SL16	THERMOPLASTIC 16" STOPLINE
L-T/SL24	THERMOPLASTIC 24" STOPLINE
L-M/6WS	MMA 8" SOLID WHITE LINE
L-T/XWK	THERMOPLASTIC 8" CROSSWALK
C-P/BUS	BUS ZONE STRIPE, STD PLAN 713
C-P/Y	YELLOW CURB STRIPE, STD PLAN 713

CHANNELIZATION LEGEND (CON'T)

S-T720A	THERMOPLASTIC LEFT ARROW
S-T720B	THERMOPLASTIC THROUGH ARROW
S-T720C	THERMOPLASTIC RIGHT ARROW
S-T721A	THERMOPLASTIC LEFT/THROUGH ARROW
S-T723A	THERMOPLASTIC LEFT MERGE ARROW
S-T730A	THERMOPLASTIC "ONLY" LEGEND
S-T730B	THERMOPLASTIC "BUS" LEGEND
S-T730C	THERMOPLASTIC "SLOW" LEGEND
S-T741A	THERMOPLASTIC PEDESTRIAN SYMBOL
S-T770A	THERMOPLASTIC BICYCLE LANE SYMBOL & ARROW
S-M770A	MMA BICYCLE LANE SYMBOL & ARROW
S-T771A	THERMOPLASTIC BIKE SHARROW
S-M771C	MMA BIKE SYMBOL
S-T773A	THERMOPLASTIC BIKE DOT.
S-M780A	MMA GREEN CROSS BIKE FOR ONE-WAY BIKE LANE
S-M781	MMA GREEN DRIVEWAY MARKING (SEE DETAIL ON CHDT1)
FDP28(36)W	FLEXIBLE DELINEATOR POST, 28"(36"), WHITE
GREEN	GREEN PAVEMENT MARKING (MMA)

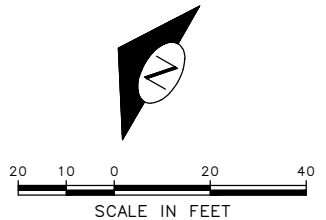
SIGNING LEGEND

SEE SHEET CHDT01 FOR SIGNING LEGEND AND SCHEDULE.

NOTES

- SEE SHEET NT01 FOR ADDITIONAL NOTES.
- INSTALL TYPE 2A MARKERS WITH LANE LINE MARKING PER SECTION 8-22.1(2)C AND STD PLANS.
- REMOVE EX MARKERS AND INSTALL YELLOW TYPE 2A LANE MARKERS ON MEDIAN AT 6' SPACING.
- REMOVE ALL CONFLICTING EXISTING PAVEMENT MARKINGS AND LEGENDS UNLESS OTHERWISE NOTED

- INSTALL
- REMOVE
- RELOCATE/MAINTAIN



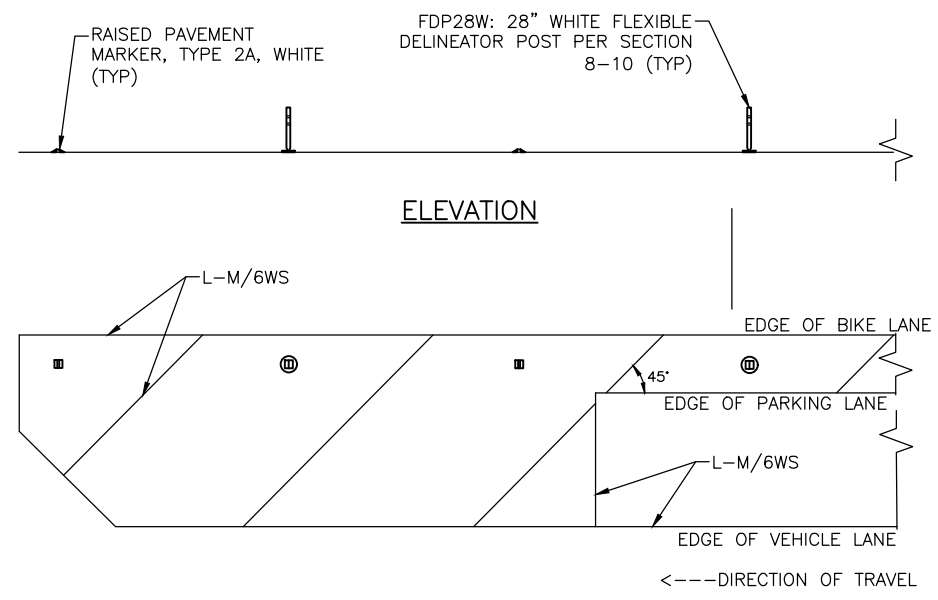
90% SUBMITTAL NOT FOR CONSTRUCTION AUGUST 2023

CHANNELIZATION PLAN 17

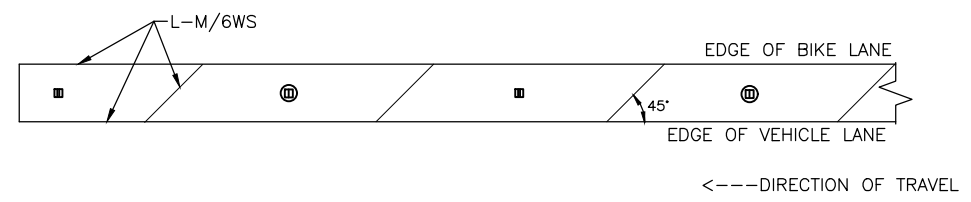
<p>APPROVED FOR ADVERTISING</p> <p>DEPARTMENT OF FINANCE & ADMINISTRATIVE SERVICES SEATTLE, WASHINGTON 20</p> <p>BY:</p> <p>PURCHASING AND CONTRACTING</p>	<p>INITIALS AND DATE</p> <p>DESIGNED CHECKED</p> <p>DRAWN CHECKED</p> <p>ALL WORK SHALL BE DONE IN ACCORDANCE WITH THE CITY OF SEATTLE STANDARD PLANS AND SPECIFICATIONS AND OTHER DOCUMENTS CALLED FOR IN SECTION 9-22.3 OF THE PROJECT MANUAL.</p>	<p>INITIALS AND DATE</p> <p>REVIEWED: DES. CONST. SDOT PROJ. MGR.</p> <p>RECEIVED</p> <p>REVISED AS BUILT</p>	<p>SEATTLE STATE OF WASHINGTON REGISTERED PROFESSIONAL ENGINEER 51781</p> <p>Seattle Department of Transportation</p> <p>ORDINANCE NO. PW NO. 2023-026</p> <p>SCALE: 1"=20'</p>	<p>PC TRC1223 CO TRC1223 VPI # 792-738</p> <p>CH17</p> <p>SHEET 76 OF 79</p>
--	--	---	---	---

DATE	MARK	NATURE	MADE CHKD	REV'D
REVISIONS				
VAULT SERIAL NO.	39254			

TRC1223-GEORGETOWN TO DOWNTOWN PBL\PROJECT FILES\CIVIL\02-SHEETS\TRC1223_P-MRKG-DTL.DWG
AUGUST 21, 2023 1:42PM

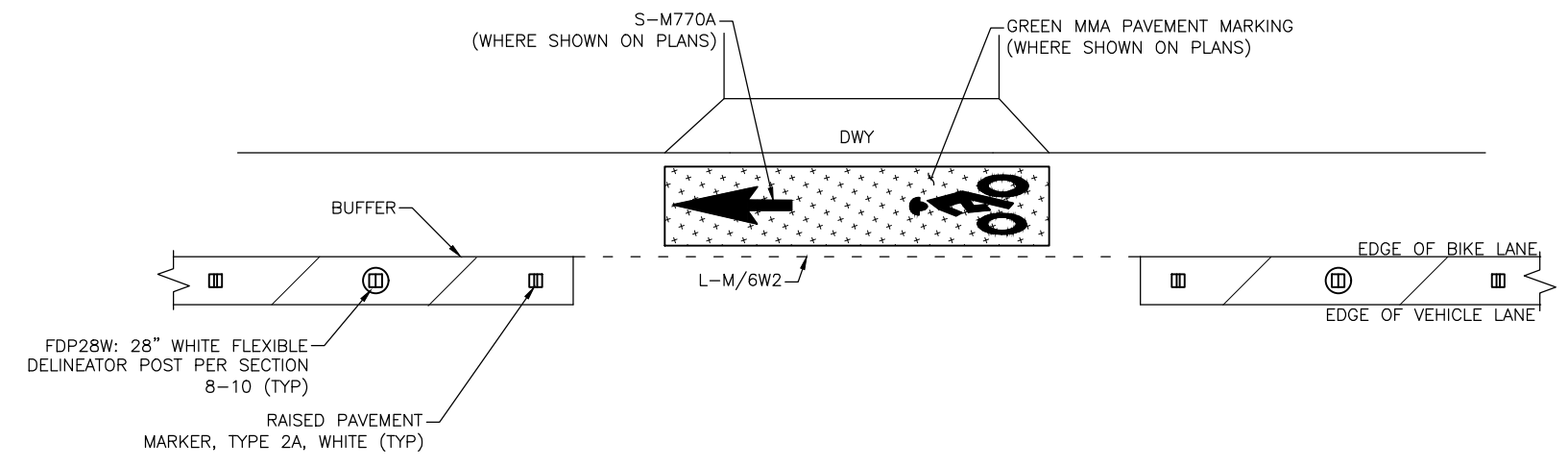
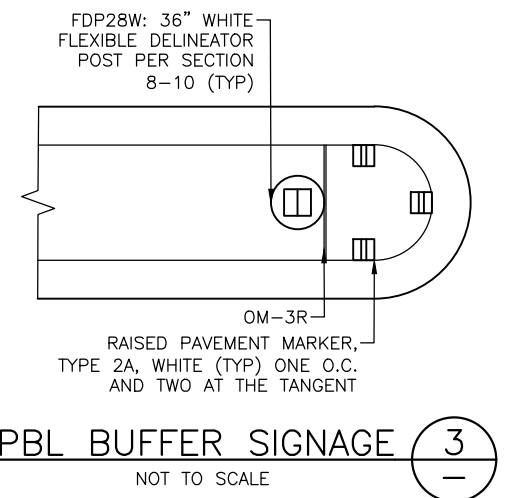


WITH PARKING - PLAN



WITHOUT PARKING - PLAN

STREET BUFFER 1
NOT TO SCALE



DRIVEWAY CROSSING 2
NOT TO SCALE

90% SUBMITTAL NOT FOR CONSTRUCTION AUGUST 2023

CHANNELIZATION DETAILS 01

APPROVED FOR ADVERTISING DEPARTMENT OF FINANCE & ADMINISTRATIVE SERVICES SEATTLE, WASHINGTON 20	INITIALS AND DATE DESIGNED CHECKED	INITIALS AND DATE REVIEWED: DES. CONST. SDOT PROJ. MGR.
BY: PURCHASING AND CONTRACTING	DRAWN CHECKED	RECEIVED REVISED AS BUILT
ALL WORK SHALL BE DONE IN ACCORDANCE WITH THE CITY OF SEATTLE STANDARD PLANS AND SPECIFICATIONS AND OTHER DOCUMENTS CALLED FOR IN SECTION 0-02.3 OF THE PROJECT MANUAL.		



Seattle Department of Transportation

ORDINANCE NO. PW NO. 2023-026

SCALE: NOT TO SCALE

GEORGETOWN TO DOWNTOWN PBL

CHDT01

SHEET 77 OF 79

PC	TRC1223
CO	TRC1223
VPI #	792-738
CHDT01	
SHEET 77 OF 79	

VAULT SERIAL NO.	DATE	MARK	NATURE	MADE	CHK'D	REV'D
59254						

SIGN SCHEDULE (CONT.)

SIGN CODE	SIGN TEXT/ DESCRIPTION	SIGN IMAGE	SIGN SIZE
R1-1	STOP		30X30 OCTAGON WHITE/RED
R1-3P	ALL WAY		18X6 RECTANGLE WHITE/RED
R3-17	BIKE, BIKE LANE		24X18 RECTANGLE WHITE/BLAK
R3-17B	AHEAD		24X8 RECTANGLE BLACK/WHITE
R3-17C	ENDS		24X8 RECTANGLE BLACK/WHIT RED
R3-7RB	RIGHT LANE MUST TURN RIGHT EXCEPT BUSES		30X30 SQUARE BLACK/WHIT
R7-NP	NO PARKING		12X12 SQUARE WHIT/RED BLAK
R7-NPL	NO PARKING W/LEFT ARROW		
R7-NPR	NO PARKING W/RIGHT ARROW		
R7-PKP	NO PARKING 4-6PM EXC SAT-SUN-HOL TAZ		12X18 RECTANGLE RED/WHITE
R7-S	SOUTH OF HERE		12X12 SQUARE RED/WHIT
R7-STOPS	NO STOPS, TOW AWAY ZONE Phone 684-5444		12X18 RECTANGLE RED/WHIT

SIGN SCHEDULE (CONT.)

SIGN CODE	SIGN TEXT/ DESCRIPTION	SIGN IMAGE	SIGN SIZE
R8-4HR	4H PARKING 7A-6P EXC SUN-HOL		12X18 RECTANGLE GREEN/WHIT
R8-LBY	[LEFT ARROW]		12X6 RECTANGLE BLACK/YELW
R8-LULD	30M LOAD & UNLOAD ONLY 7A-6P EXC SUN-HOL, TAZ		12X18 RECTANGLE BLACK/YELW RED/WHIT
R8-LG	[LEFT ARROW]		12X6 RECTANGLE GREEN/WHIT
R8-RG	[RIGHT ARROW]		12X6 RECTANGLE GREEN/WHIT
W10-1	[R LARGE X R]		36X36 CIRCLE BLACK/YELW
W10-131	[BIKE],[RAILROAD CROSSING] TRACKS		30X30 DIAMOND BLACK/YELW
R1-2	YIELD		36X36X36 TRIANGLE RED/WHIT
R15-1	RAIL ROAD CROSSING		48X9 CROSSBUCK BLACK/WHIT
R4-4R	BEGIN RIGHT TURN		36X30 RECTANGLE BLACK/WHIT

SIGNING LEGEND

- R1-1 STOP
- R1-2 YIELD
- R1-3P ALL WAY
- R3-17 [BIKE], BIKE LANE
- R3-17B AHEAD
- R3-17C ENDS
- R3-7RB RIGHT LANE MUST TURN RIGHT EXCEPT BUSES
- R4-4R BEGIN RIGHT TURN LANE [45R DW ARROW] YIELD TO BIKES
- R7-NP NO PARKING
- R7-NPL NO PARKING W/LEFT ARROW
- R7-NPR NO PARKING W/RIGHT ARROW
- R7-PKP NO PARKING 4-6PM EXC SAT-SUN-HOL TAZ
- R7-S SOUTH OF HERE
- R7-STOPS NO STOPS, TOW AWAY ZONE PHONE:684-5444
- R8-4HR 4H PARKING 7A-6P EXC SUN-HOL
- R8-LBY [LEFT ARROW]
- R8-LULD 30M LOAD & UNLOAD ONLY 7A-6P EXC SUN-HOL, TAZ
- R8-LG [LEFT ARROW]
- R8-RG [RIGHT ARROW]
- R15-1 RAIL ROAD CROSSING
- W10-1 [R LARGE X R]
- W10-131 [BIKE],[RAILROAD CROSSING] TRACKS
- W10-2L [CROSS ROAD] [RR-XING LEFT]
- TS-5 5-FOOT SIGN POST PER STD PLAN NO 625
- TS-10 10-FOOT SIGN POST PER STD PLAN NO 625
- INSTALL
- REMOVE
- RELOCATE/ MAINTAIN

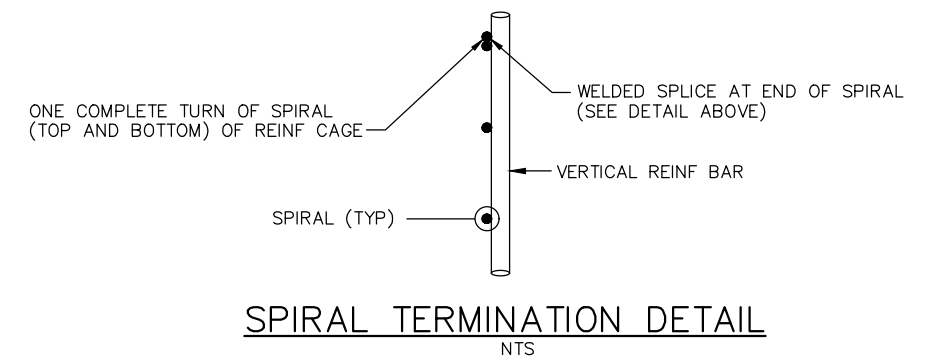
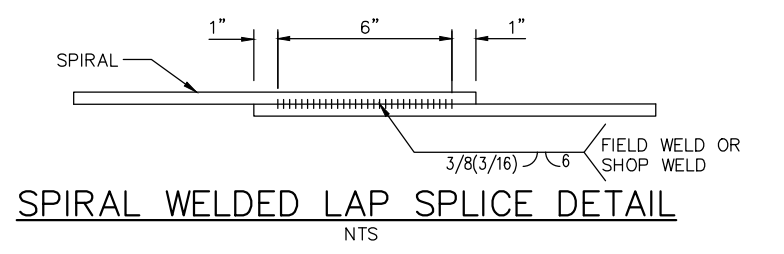
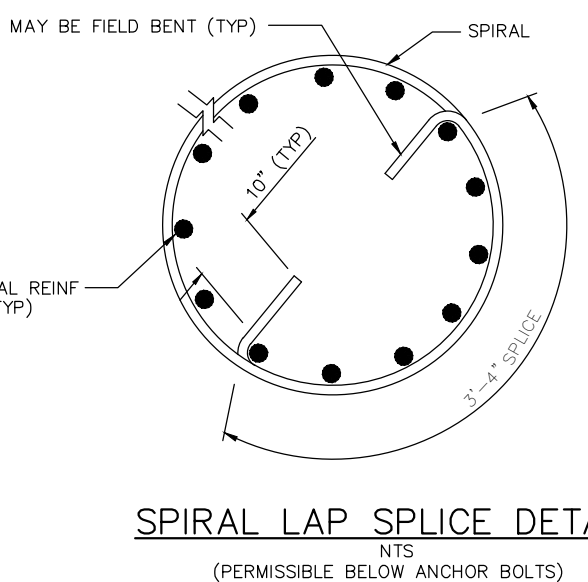
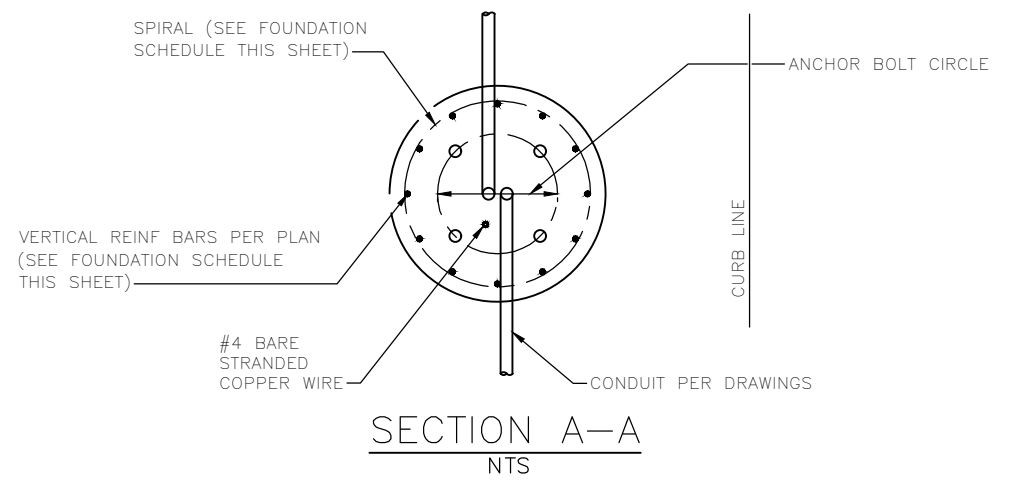
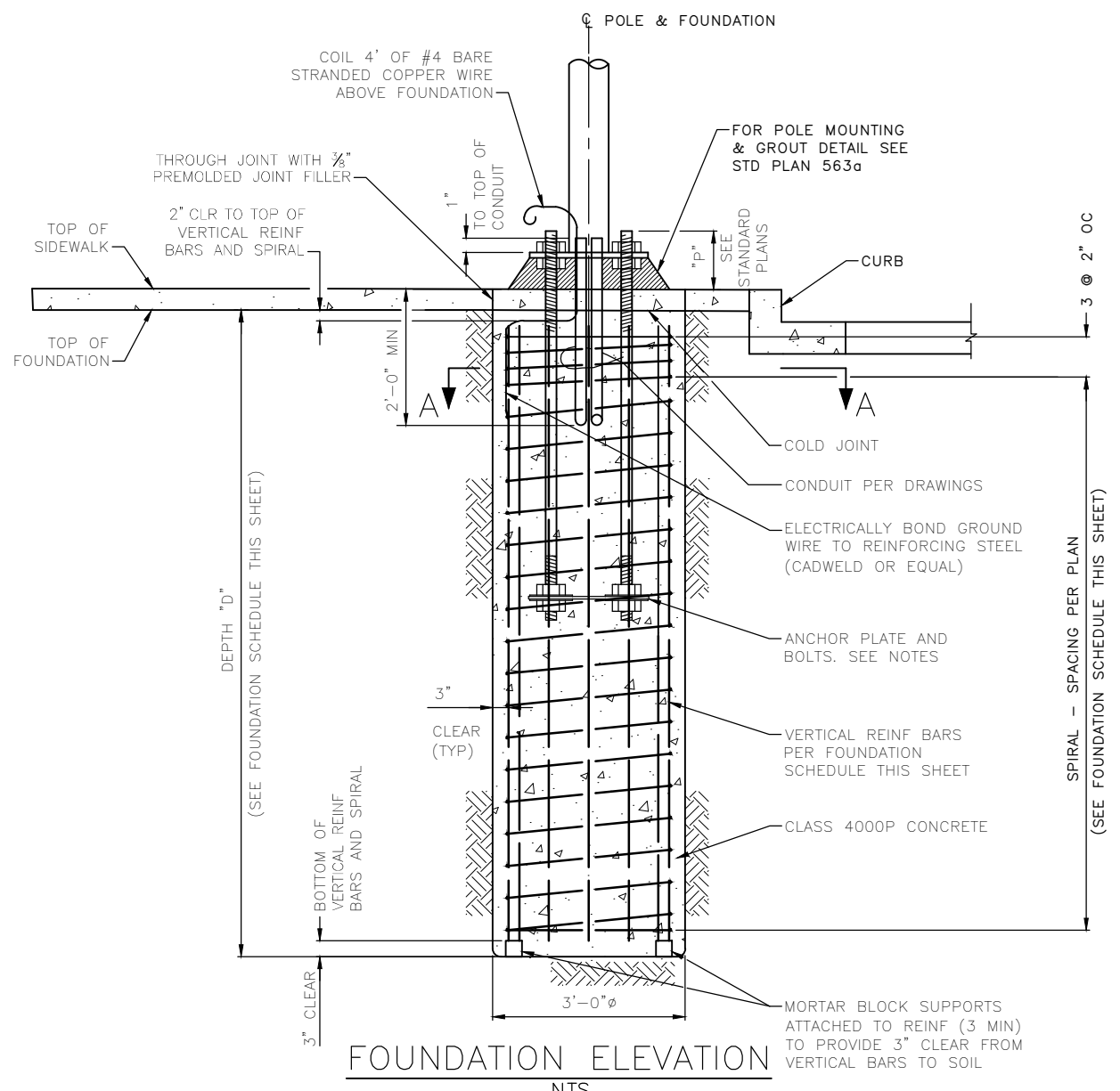
90% SUBMITTAL NOT FOR CONSTRUCTION AUGUST 2023

SIGNAGE LEGEND AND SCHEDULE 01

APPROVED FOR ADVERTISING DEPARTMENT OF FINANCE & ADMINISTRATIVE SERVICES SEATTLE, WASHINGTON 20	INITIALS AND DATE	INITIALS AND DATE			Seattle Department of Transportation ORDINANCE NO. PW NO. 2023-026	GEORGETOWN TO DOWNTOWN PBL	PC TRC1223
	DESIGNED CHECKED	REVIEWED: DES. CONST. SDOT PROJ. MGR.					CO TRC1223
BY:	DRAWN CHECKED	RECEIVED	REVISED AS BUILT	SCALE: NONE		VPI # 792-738	
PURCHASING AND CONTRACTING		ALL WORK SHALL BE DONE IN ACCORDANCE WITH THE CITY OF SEATTLE STANDARD PLANS AND SPECIFICATIONS AND OTHER DOCUMENTS CALLED FOR IN SECTION 0-02.3 OF THE PROJECT MANUAL.				SHEET 78 OF 79	

TRC1223-GEORGETOWN TO DOWNTOWN PBL\PROJECT FILES\CIVIL\02-SHEETS\TRC1223_P-SIGN-DTL.SWG AUGUST 21, 2023 1:42PM

VAULT SERIAL NO.	DATE	MARK	NATURE	MADE	CHK'D	REV'D
59254						



STRAIN POLE FOUNDATION SCHEDULE

LOCATION	POLE NO	DEPTH "D" (FT)	VERTICAL REINFORCING	SPIRAL REINFORCING	*DESIGN SPAN WIRE RESULTANT TENSILE FORCE (LB)
AIRPORT WY S/S LUCILE ST	PSG5-07	##	12 - #8	#3 @ 6"	###

* SEE NOTE 4

DOUBLE MAST ARMS POLE FOUNDATION SCHEDULE **

LOCATION	POLE NO	MAST ARM LENGTH (FT)	MAXIMUM XYZ (FT ³)	DEPTH "D" (FT)	VERTICAL REINFORCING	SPIRAL REINFORCING
6TH AVE S/S SPOKANE ST	PSG04-1	25	1130	18	12-#8	#3 @ 6"
		35	1610			

**SEE NOTE 7

NOTES:

- FOUNDATION DESIGNED IN ACCORDANCE WITH THE AASHTO STANDARD SPECIFICATIONS FOR STRUCTURAL SUPPORTS FOR HIGHWAY SIGNS, LUMINAIRES, AND TRAFFIC SIGNALS, 6TH EDITION 2013. DESIGN BASIC WIND SPEED IS 85 MPH AND RECURRENCE INTERVAL/DESIGN LIFE IS 50 YEARS.
- ANCHOR BOLTS MUST BE ASTM F1554 GR105. NUTS: ASTM A563 HEAVY HEX GRADE DH. HARDENED STEEL WASHERS: ASTM F436. HOT DIP GALVANIZE BOLTS AND FASTENERS PER ASTM F2329.
- THE CONTRACTOR MUST SUBMIT SHOP DRAWINGS AND CALCULATIONS FOR POLE (INCLUDING WALL THICKNESS AND STEEL YIELD STRENGTH) AND POLE COMPONENTS PER SECTION 1-05.3, 8-32 AND 9-33. ANCHOR BOLTS SHALL BE DESIGNED BY POLE MANUFACTURER WITH A 20" BOLT CIRCLE. ANCHOR BOLT LENGTH, PROJECTION, AND ANCHOR PLATE PER STD. PLAN 541B FOR POLE TYPE X.
- DESIGN SPAN WIRE TENSILE FORCE IS THE RESULTANT LOAD FROM BOTH SPAN WIRES AS SHOWN ON SHEET SG5 AND IS ASSUMED TO BE APPLIED AT 28.5' ABOVE TOP OF FOUNDATION. FOUNDATION DESIGN ALSO INCLUDES LOAD FROM WIND ON POLE. GOVERNING FOUNDATION LOADS ARE PER AASHTO LOAD GROUP II.
- SPAN WIRE MUST BE 3/8", 7 STRAND ALUMINUM COVERED STEEL SPAN WIRE CONFIRMING TO ASTM B415 WITH MINIMUM RATED BREAKING STRENGTH OF 15,400 LBS. ALL HARDWARE AND CONNECTORS SHALL BE COMPATIBLE WITH THE SPAN WIRE SIZE.
- ALL REINFORCING BARS MUST BE DEFORMED BILLET STEEL CONFORMING TO ASTM A706, GRADE 60.
- ANCHOR BOLTS FOR DOUBLE MAST ARM POLE MUST BE DESIGNED BY THE CONTRACTOR. THE MAXIMUM BOLT CIRCLE "A" SHALL NOT EXCEED 20". SEE STANDARD PLANS FOR OTHER FOUNDATION DETAILS.

90% SUBMITTAL NOT FOR CONSTRUCTION AUGUST 2023

FOUNDATION DETAILS

APPROVED FOR ADVERTISING DEPARTMENT OF FINANCE & ADMINISTRATIVE SERVICES SEATTLE, WASHINGTON 20 BY: PURCHASING AND CONTRACTING	INITIALS AND DATE DESIGNED CHECKED	INITIALS AND DATE REVIEWED: DES. CONST. SDOT PROJ. MGR. RECEIVED REVISED AS BUILT			GEORGETOWN TO DOWNTOWN PBL	JOB NO. PC TRC1223 CO TRC1223
	ALL WORK SHALL BE DONE IN ACCORDANCE WITH THE CITY OF SEATTLE STANDARD PLANS AND SPECIFICATIONS AND OTHER DOCUMENTS CALLED FOR IN SECTION 0-02.3 OF THE PROJECT MANUAL.					ORDINANCE NO. PW NO. 2023-026 SCALE: NOT TO SCALE

TRC1223-GEORGETOWN TO DOWNTOWN PBL PROJECT FILES\CIVIL\02-SHEETS\TRC1223_P-STRU-DTLS.DWG AUGUST 21, 2023 1:42PM